



CVC Games

© 2023 Stacey Jones at Simple Living. Creative Learning

All rights reserved. No part of this book may be reproduced, stored or transmitted in any form by any means without prior permission of the publisher.

This workbook is licensed for personal/family use only.

YOU MAY:

- Use these files for personal use only.
- Use in your personal classroom
- Download the files to your personal computer.
- Print as many copies as you would like to use for your personal use.
- Direct others to our website: <https://simplelivingcreativelearning.com>

YOU MAY NOT:

- Edit any of these printables.
- Share the files with anyone else.
- Store or sell them on any website.
- Claim them as your own.
- Print and sell or distribute them to others

Letter a

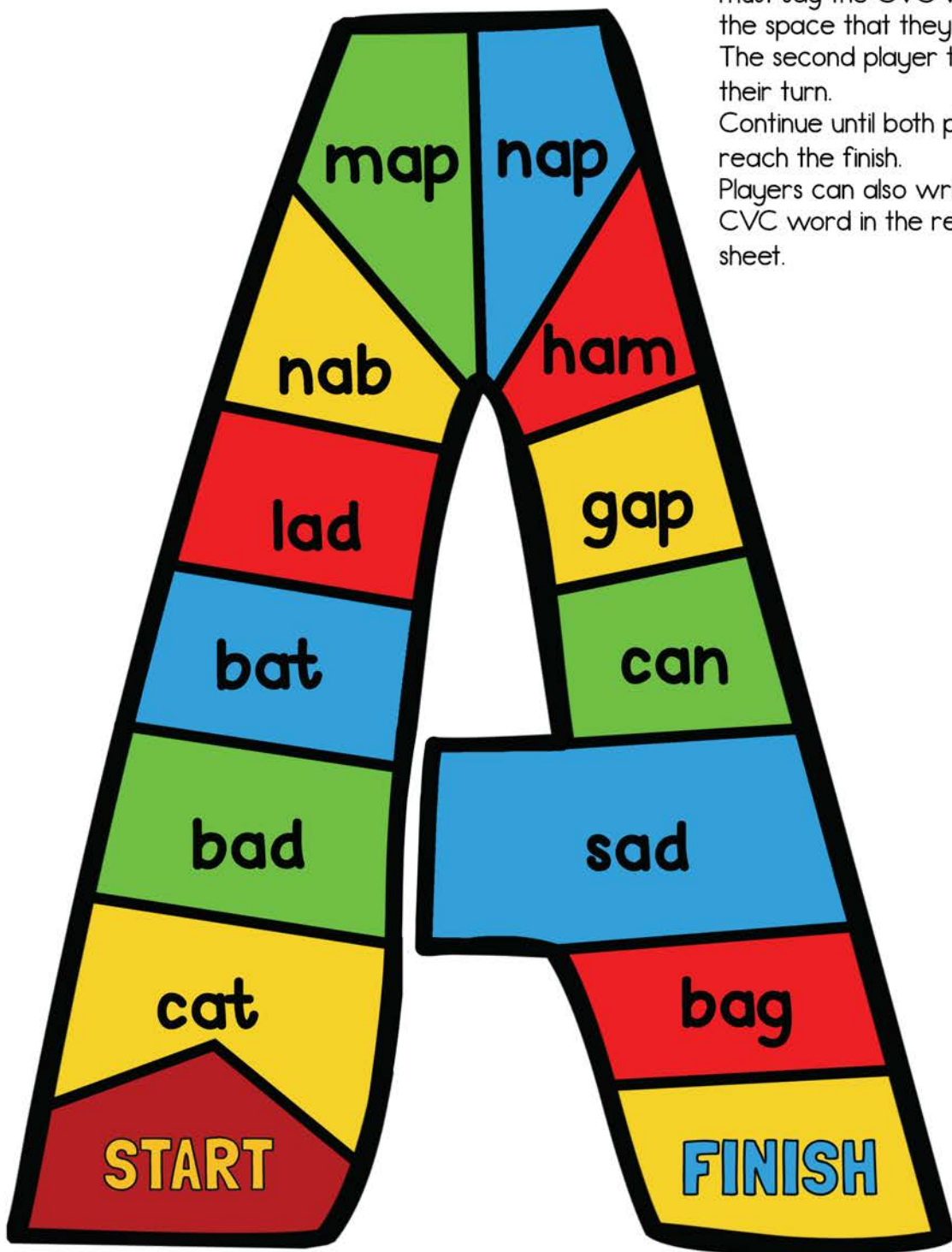
CVC Words

To Play:

Both players place a game piece on the starting place. The first player rolls a die and moves forward the number of spaces. They must say the CVC word on the space that they land. The second player then has their turn.

Continue until both players reach the finish.

Players can also write the CVC word in the record sheet.



Letter a

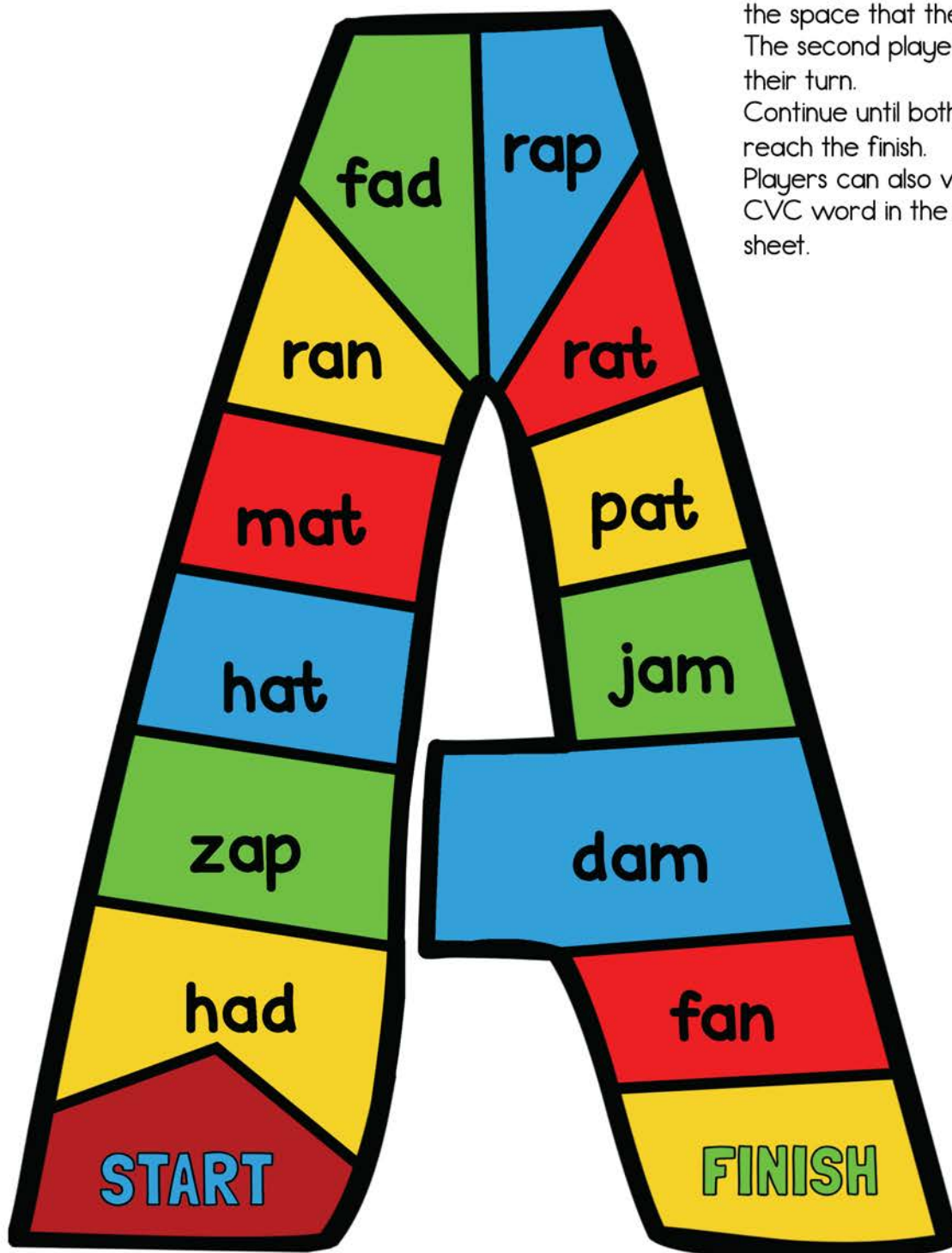
CVC Words

To Play:

Both players place a game piece on the starting place. The first player rolls a die and moves forward the number of spaces. They must say the CVC word on the space that they land. The second player then has their turn.

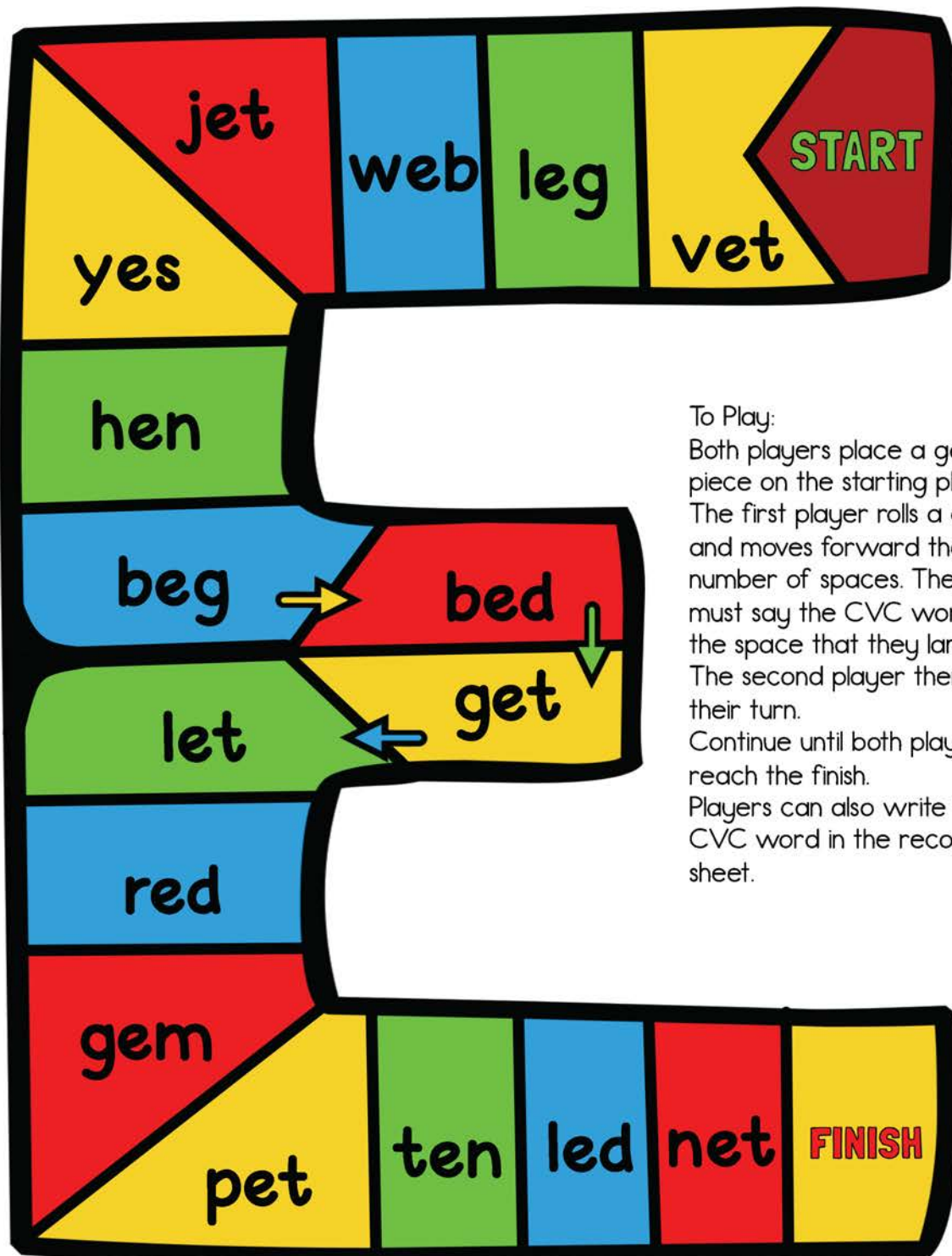
Continue until both players reach the finish.

Players can also write the CVC word in the record sheet.



Letter e

CVC Words



To Play:

Both players place a game piece on the starting place.

The first player rolls a die and moves forward the number of spaces. They must say the CVC word on the space that they land.

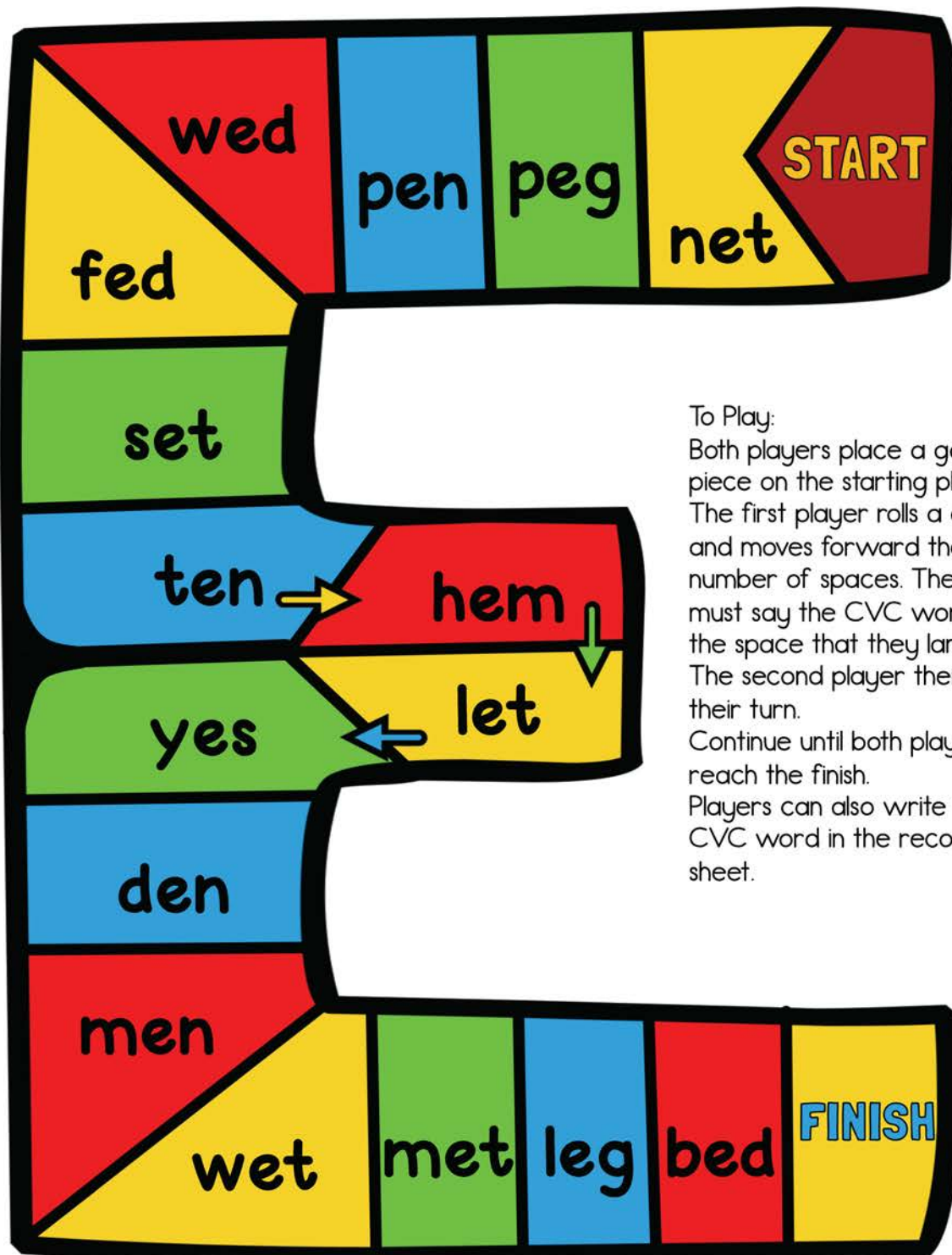
The second player then has their turn.

Continue until both players reach the finish.

Players can also write the CVC word in the record sheet.

Letter e

CVC Words



To Play:

Both players place a game piece on the starting place.

The first player rolls a die and moves forward the number of spaces. They must say the CVC word on the space that they land.

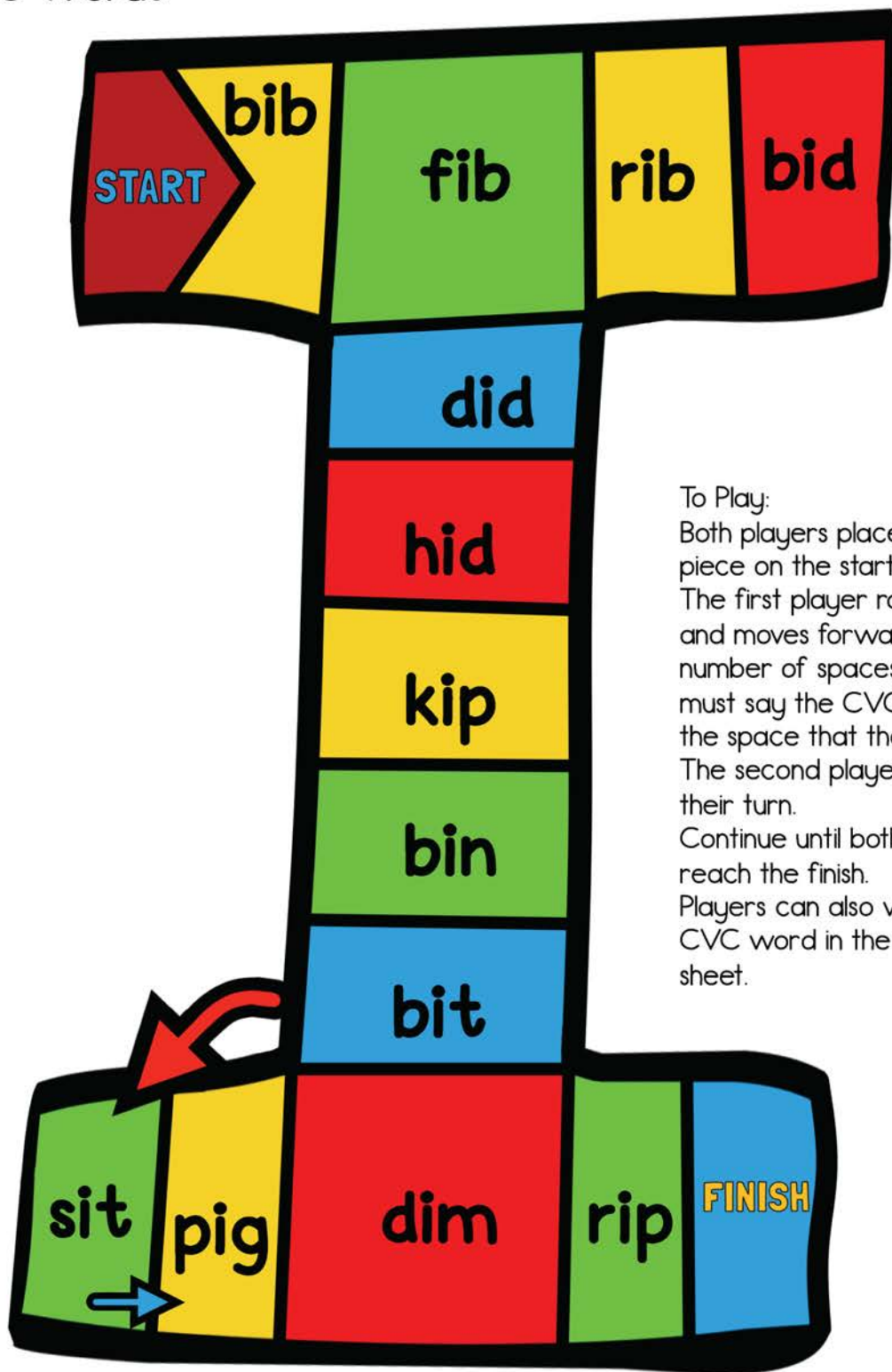
The second player then has their turn.

Continue until both players reach the finish.

Players can also write the CVC word in the record sheet.

Letter i

CVC Words



To Play:

Both players place a game piece on the starting place.

The first player rolls a die and moves forward the number of spaces. They must say the CVC word on the space that they land.

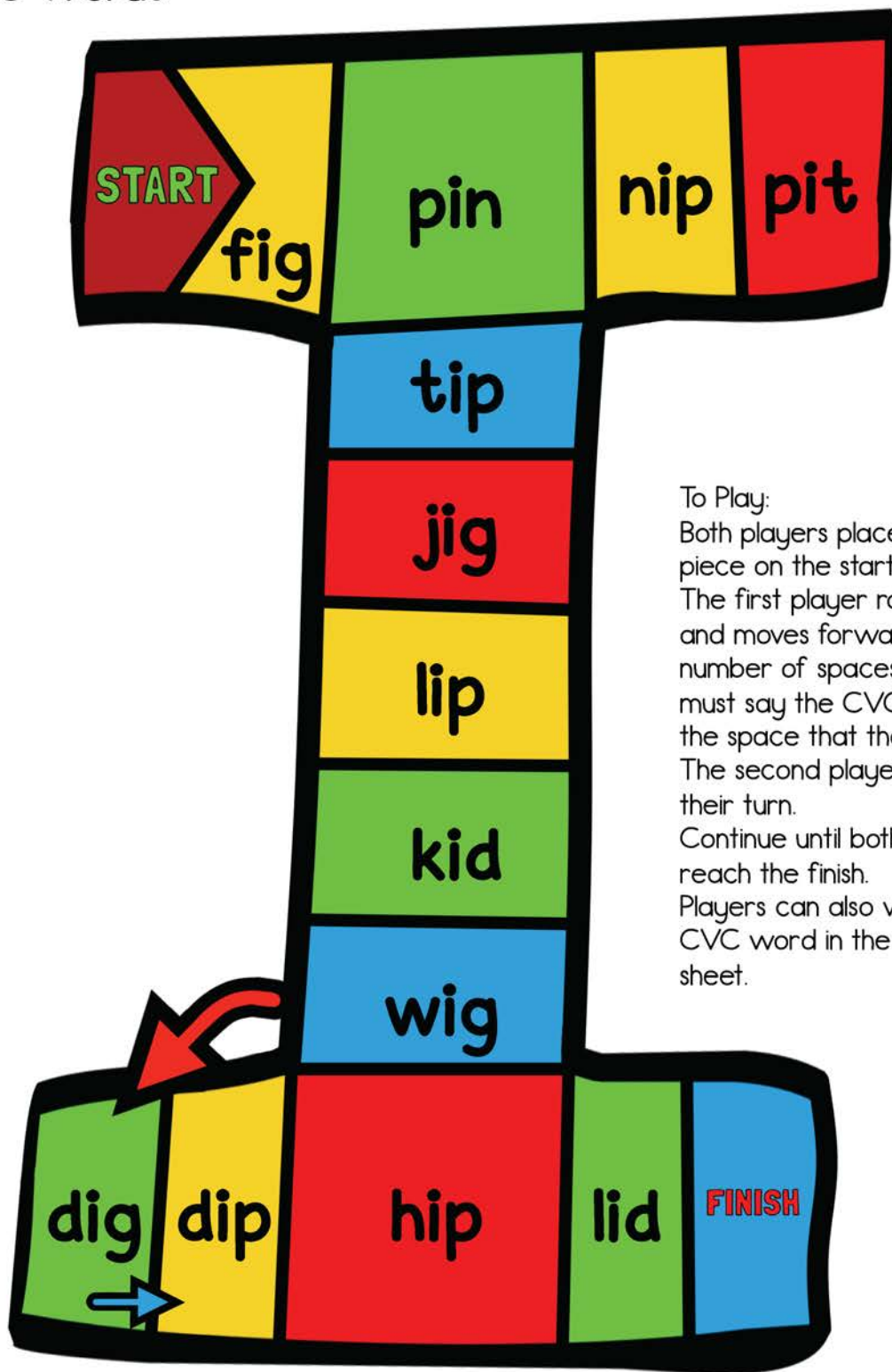
The second player then has their turn.

Continue until both players reach the finish.

Players can also write the CVC word in the record sheet.

Letter i

CVC Words



To Play:

Both players place a game piece on the starting place.

The first player rolls a die and moves forward the number of spaces. They must say the CVC word on the space that they land.

The second player then has their turn.

Continue until both players reach the finish.

Players can also write the CVC word in the record sheet.

Letter o

CVC Words



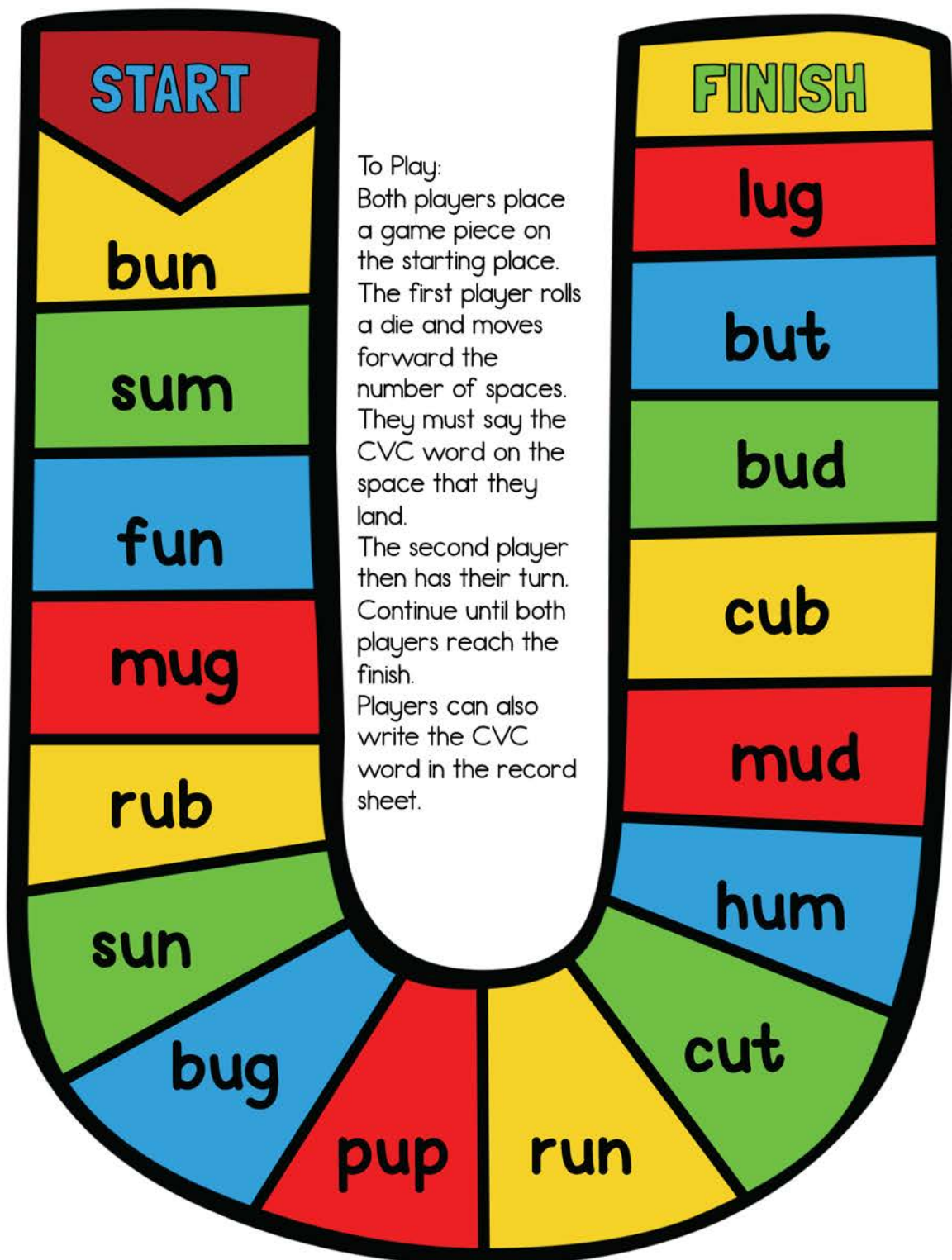
Letter o

CVC Words



Letter u

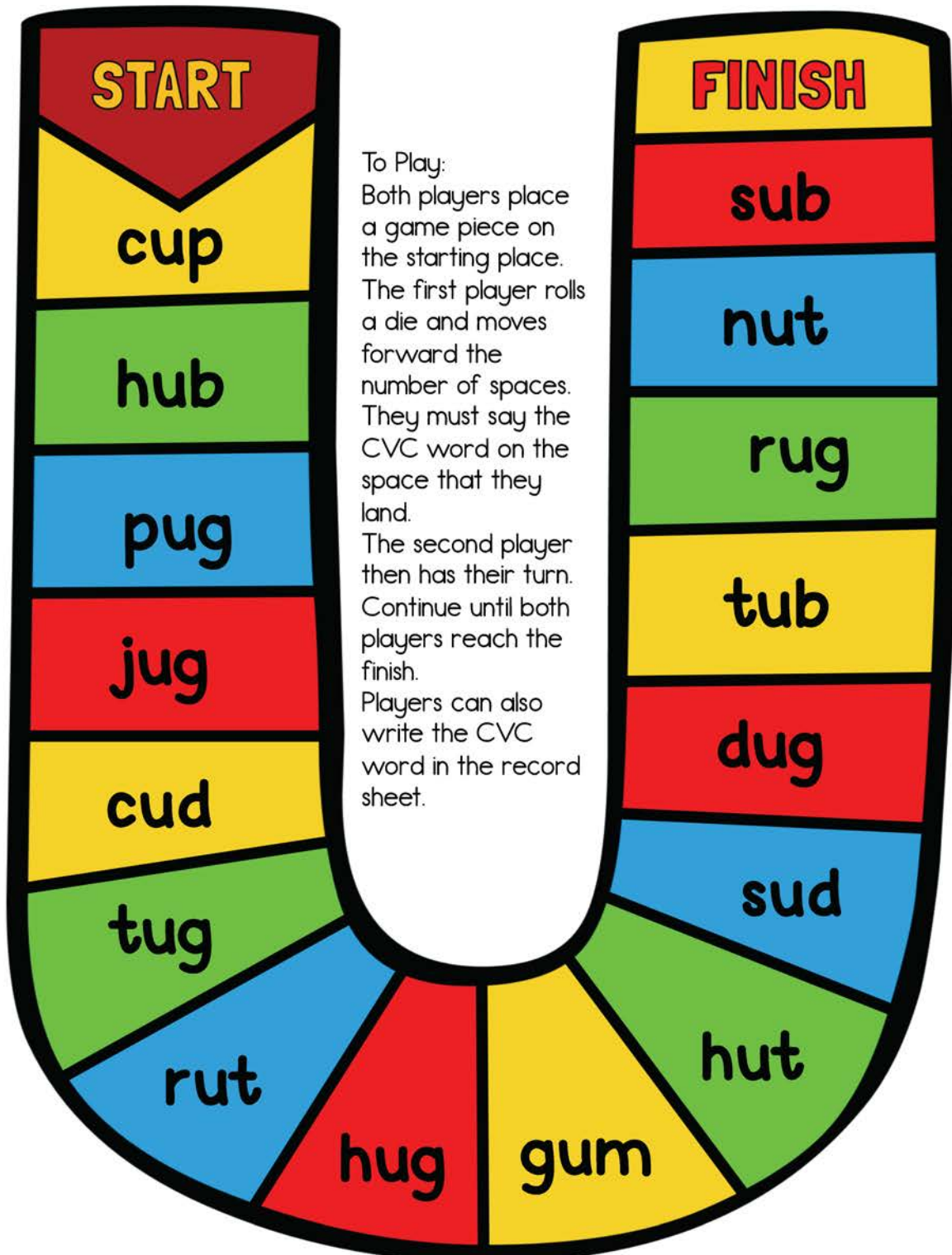
CVC Words



To Play:
Both players place a game piece on the starting place. The first player rolls a die and moves forward the number of spaces. They must say the CVC word on the space that they land. The second player then has their turn. Continue until both players reach the finish. Players can also write the CVC word in the record sheet.

Letter u

CVC Words



To Play:
Both players place a game piece on the starting place. The first player rolls a die and moves forward the number of spaces. They must say the CVC word on the space that they land. The second player then has their turn. Continue until both players reach the finish. Players can also write the CVC word in the record sheet.

CVC Words

To Play:

Both players place a game piece on the starting place. The first player rolls a die and moves forward the number of spaces. They must say the CVC word on the space that they land. The second player then has their turn. Continue until both players reach the finish.

Players can also write the CVC word in the record sheet.

The board game path consists of the following CVC words in order:

- START
- rod
- cub
- nut
- mud
- pin
- bud
- rug
- did
- cob
- tip
- pat
- sud
- bop
- web
- fun
- lid
- hut
- leg
- dam
- lip
- dot
- net
- but
- fan
- lug
- jam
- bin
- sob
- yes
- pot
- dip
- kid
- red
- vet
- dog
- sub
- beg
- had
- bot
- run
- hot
- fed
- pop
- FINISH

CVC Words

To Play:

Both players place a game piece on the starting place. The first player rolls a die and moves forward the number of spaces. They must say the CVC word on the space that they land. The second player then has their turn. Continue until both players reach the finish.

Players can also write the CVC word in the record sheet.

The board game path consists of the following CVC words in order:

- START
- rap
- hid
- can
- zap
- pit
- dug
- fad
- kip
- gap
- lot
- jig
- map
- not
- sad
- hat
- cut
- hip
- gum
- pig
- net
- rot
- pup
- nip
- jet
- cop
- nap
- sit
- sod
- mat
- bug
- dot
- hem
- pep
- dig
- wig
- hum
- bed
- FINISH

Other words on the board that are not on the path include: tub, ran, fed, nab, pod, bat, rat, let, job, leg, got, bag, wig, hum, bed.

CVC Words

To Play:

Both players place a game piece on the starting place. The first player rolls a die and moves forward the number of spaces. They must say the CVC word on the space that they land. The second player then has their turn. Continue until both players reach the finish.

Players can also write the CVC word in the record sheet.

The board game path consists of the following CVC words in order:

- START
- bun
- wed
- yes
- peg
- mug
- rib
- cud
- rub
- set
- met
- sun
- job
- hug
- dim
- pet
- jot
- hot
- rob
- gem
- log
- ten
- fib
- wet
- jug
- tug
- rip
- den
- bid
- fog
- lad
- hop
- hub
- red
- rut
- hen
- pug
- bib
- mob
- top
- bad
- pen
- bit
- sum
- cop
- mop
- cat
- FINISH

A decorative border with a repeating scalloped or shell-like pattern in black ink, framing the entire page.

CVC Games

black and white

Letter a

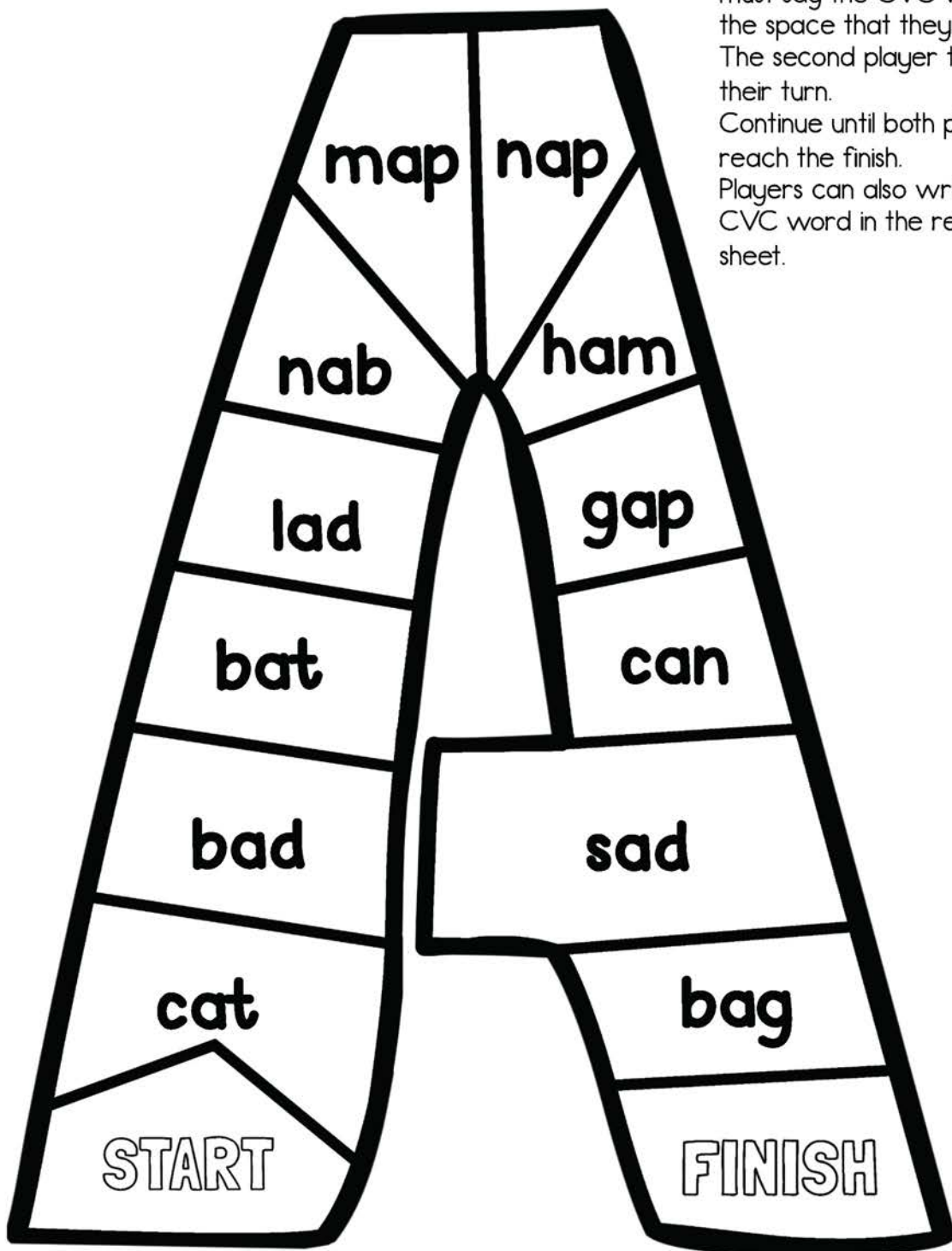
CVC Words

To Play:

Both players place a game piece on the starting place. The first player rolls a die and moves forward the number of spaces. They must say the CVC word on the space that they land. The second player then has their turn.

Continue until both players reach the finish.

Players can also write the CVC word in the record sheet.



Letter a

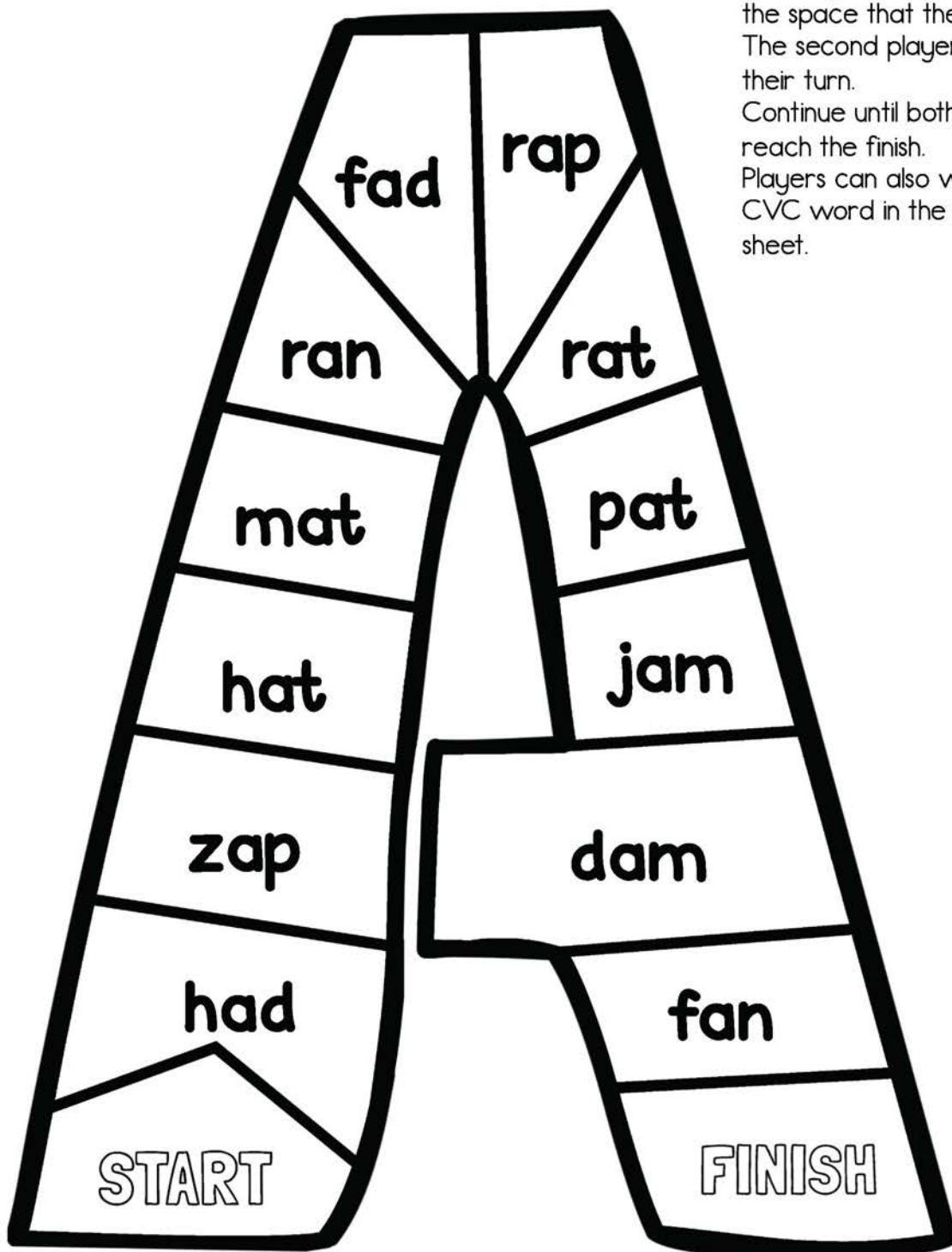
CVC Words

To Play:

Both players place a game piece on the starting place. The first player rolls a die and moves forward the number of spaces. They must say the CVC word on the space that they land. The second player then has their turn.

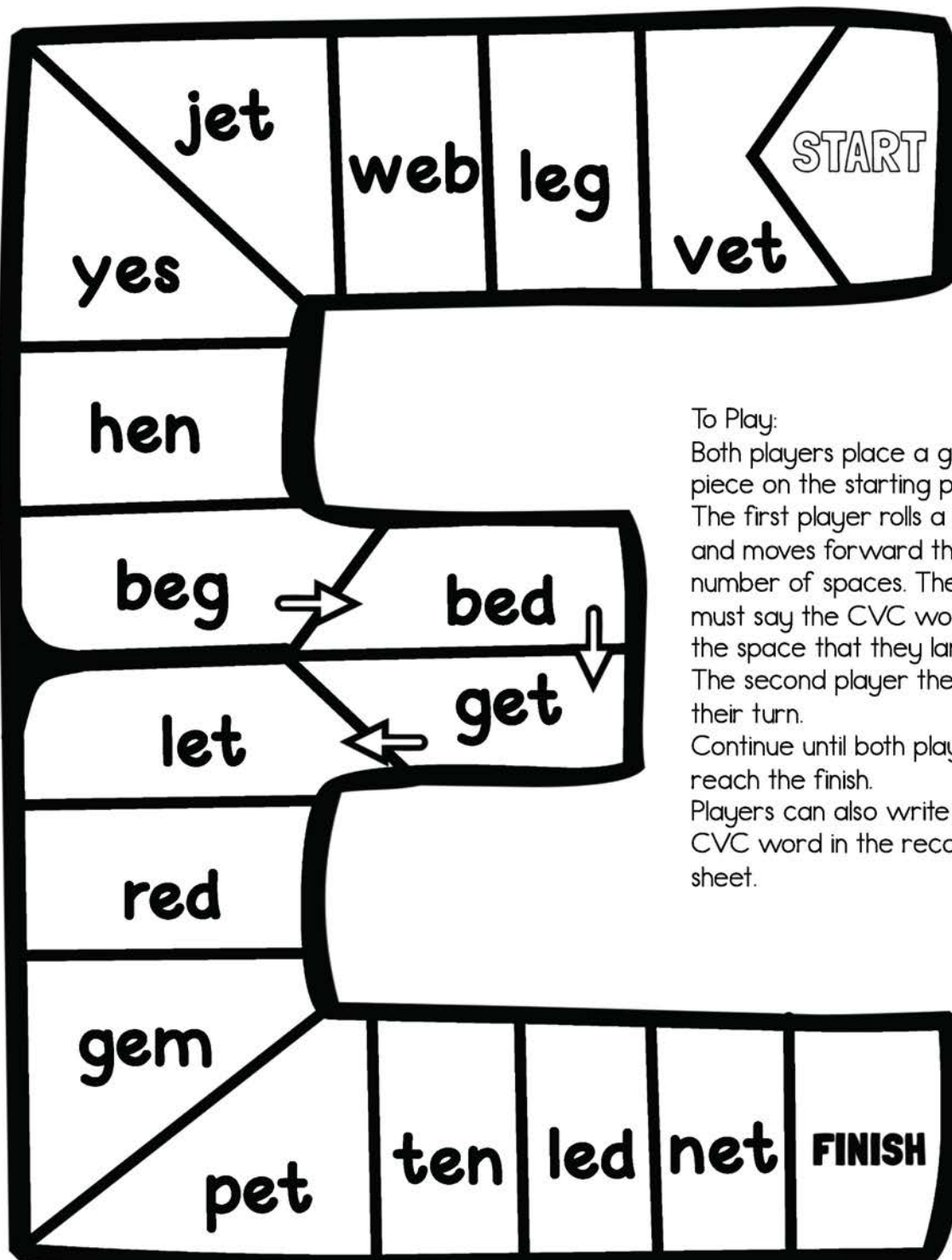
Continue until both players reach the finish.

Players can also write the CVC word in the record sheet.



Letter e

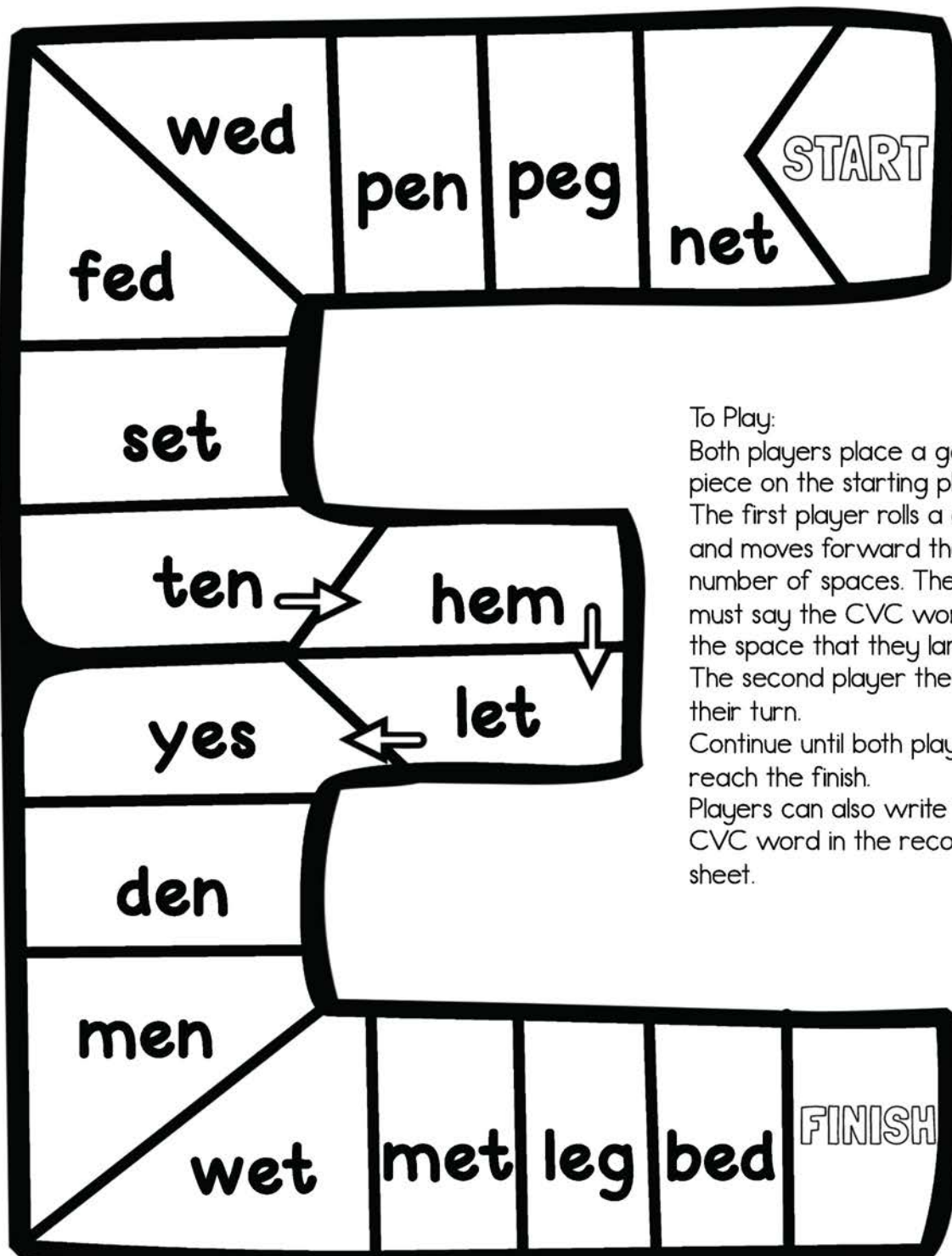
CVC Words



To Play:
Both players place a game piece on the starting place. The first player rolls a die and moves forward the number of spaces. They must say the CVC word on the space that they land. The second player then has their turn. Continue until both players reach the finish. Players can also write the CVC word in the record sheet.

Letter e

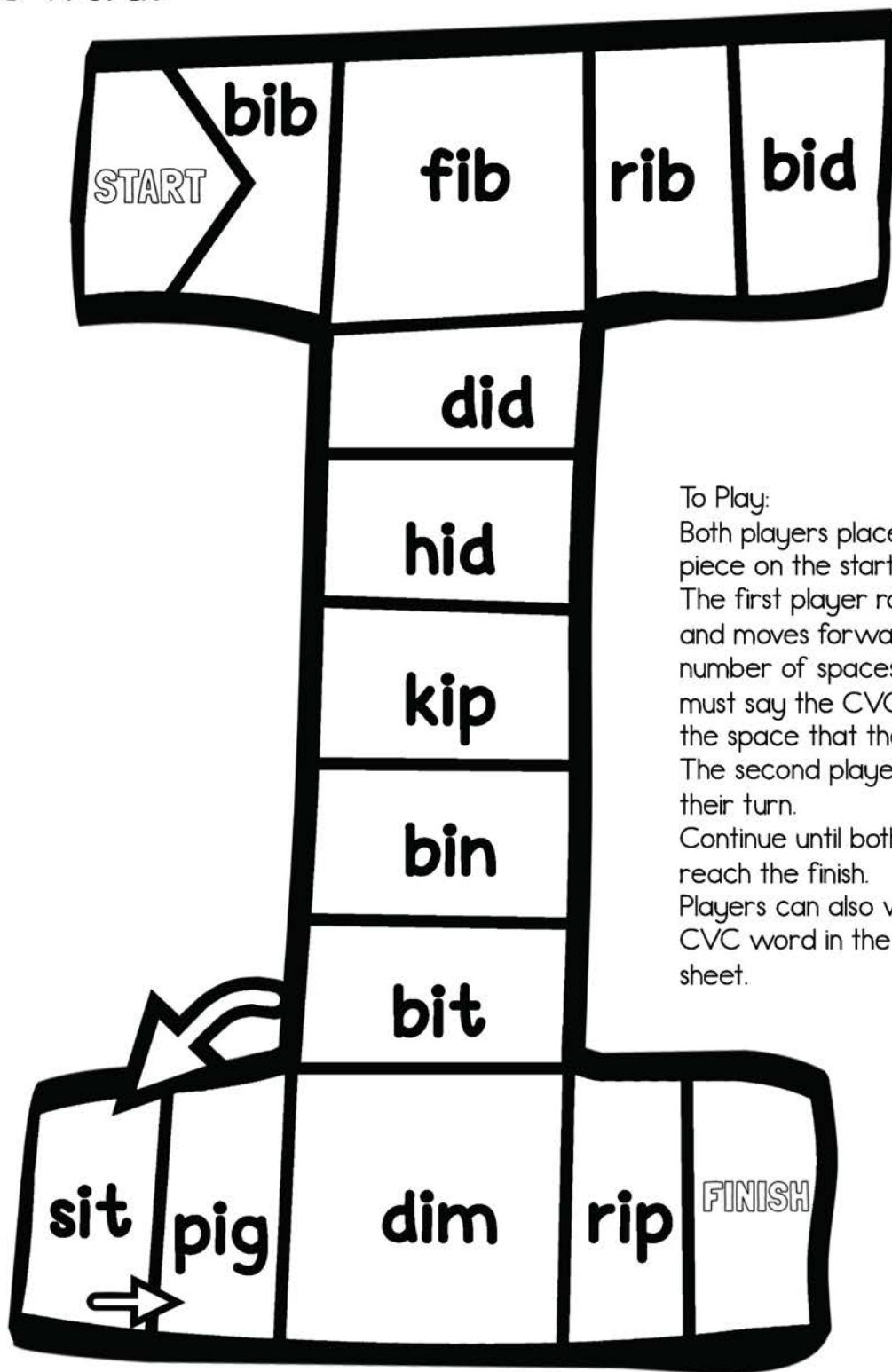
CVC Words



To Play:
Both players place a game piece on the starting place. The first player rolls a die and moves forward the number of spaces. They must say the CVC word on the space that they land. The second player then has their turn. Continue until both players reach the finish. Players can also write the CVC word in the record sheet.

Letter i

CVC Words



To Play:

Both players place a game piece on the starting place.

The first player rolls a die and moves forward the number of spaces. They must say the CVC word on the space that they land.

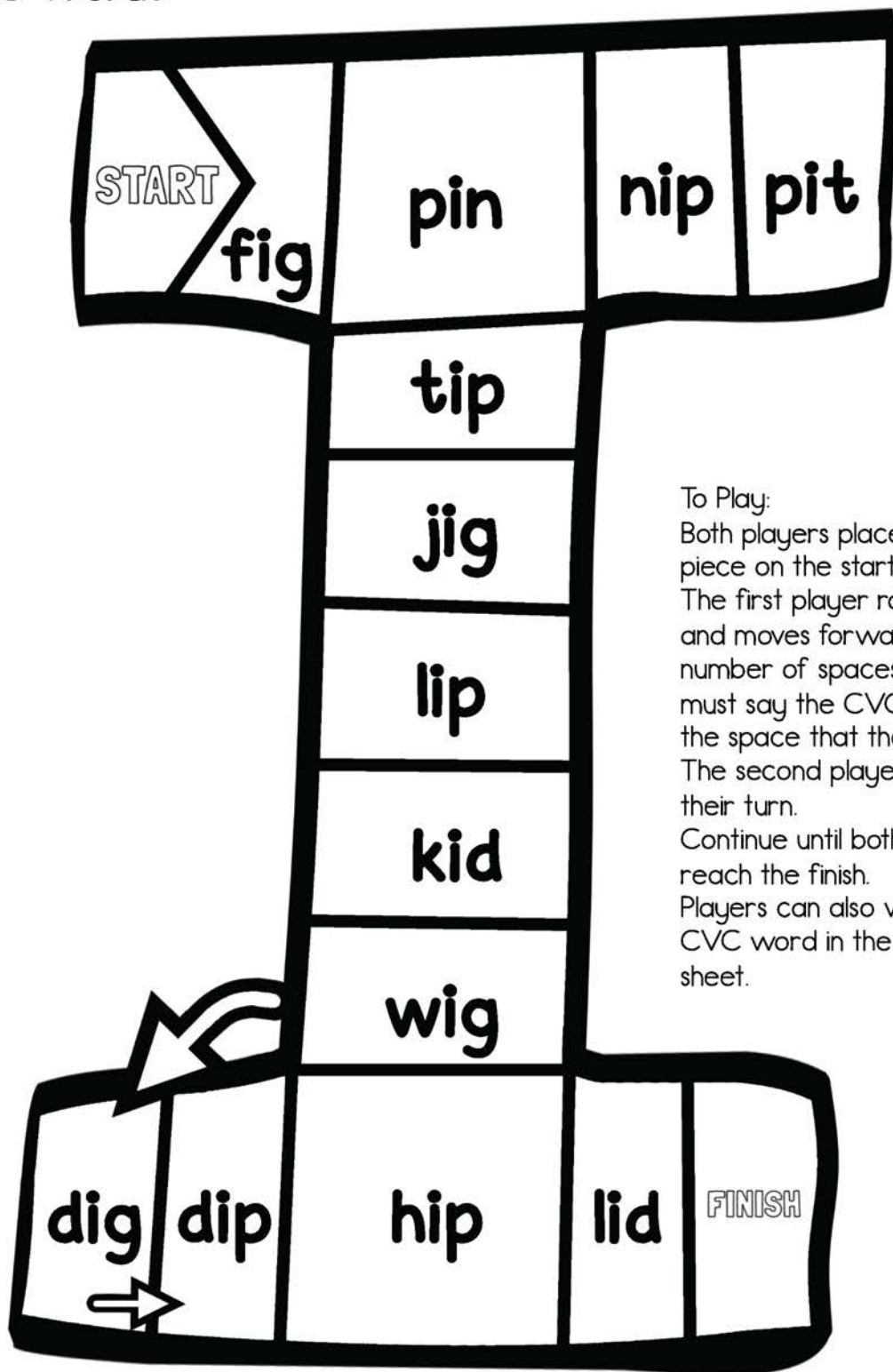
The second player then has their turn.

Continue until both players reach the finish.

Players can also write the CVC word in the record sheet.

Letter i

CVC Words



To Play:

Both players place a game piece on the starting place.

The first player rolls a die and moves forward the number of spaces. They must say the CVC word on the space that they land.

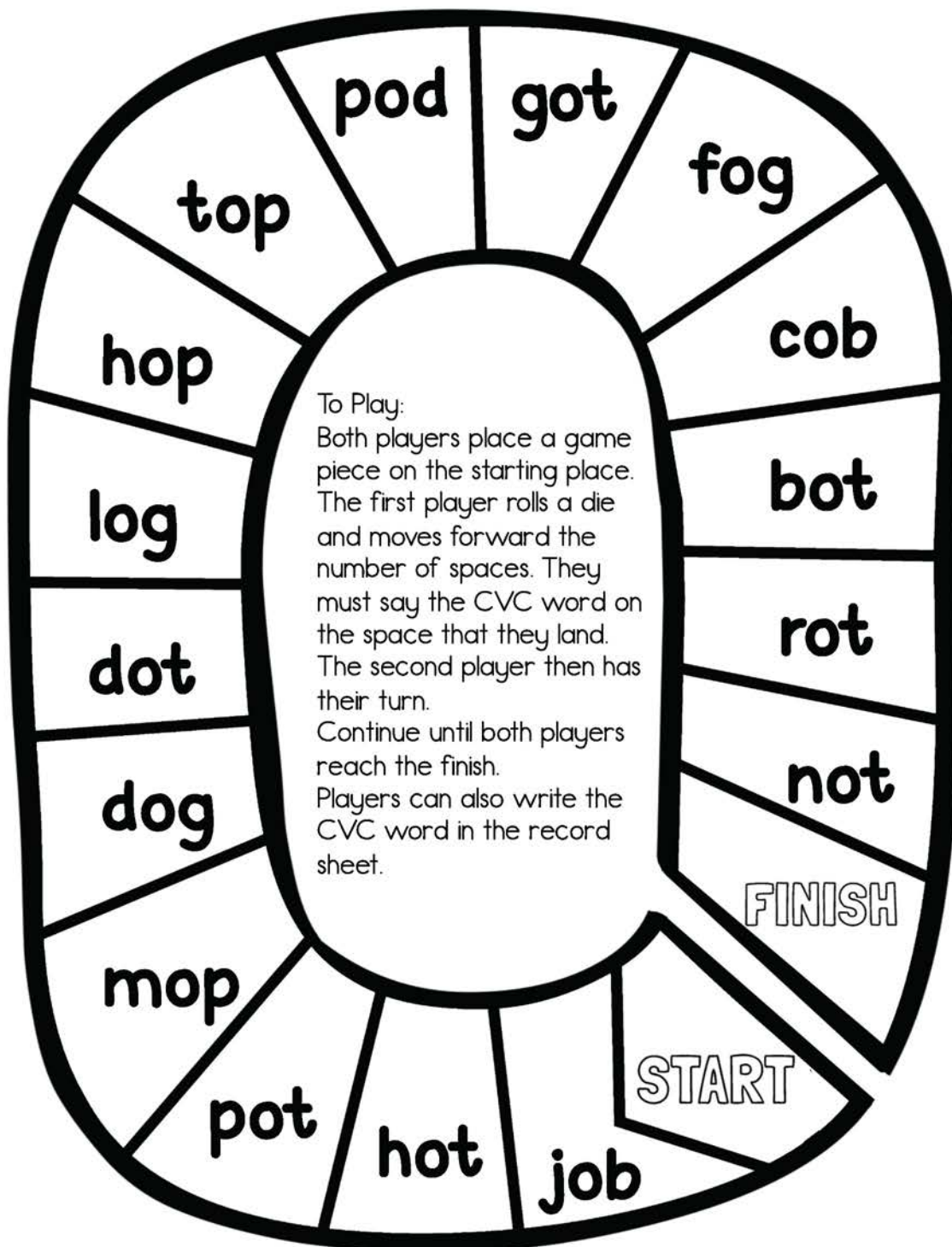
The second player then has their turn.

Continue until both players reach the finish.

Players can also write the CVC word in the record sheet.


Letter o

CVC Words



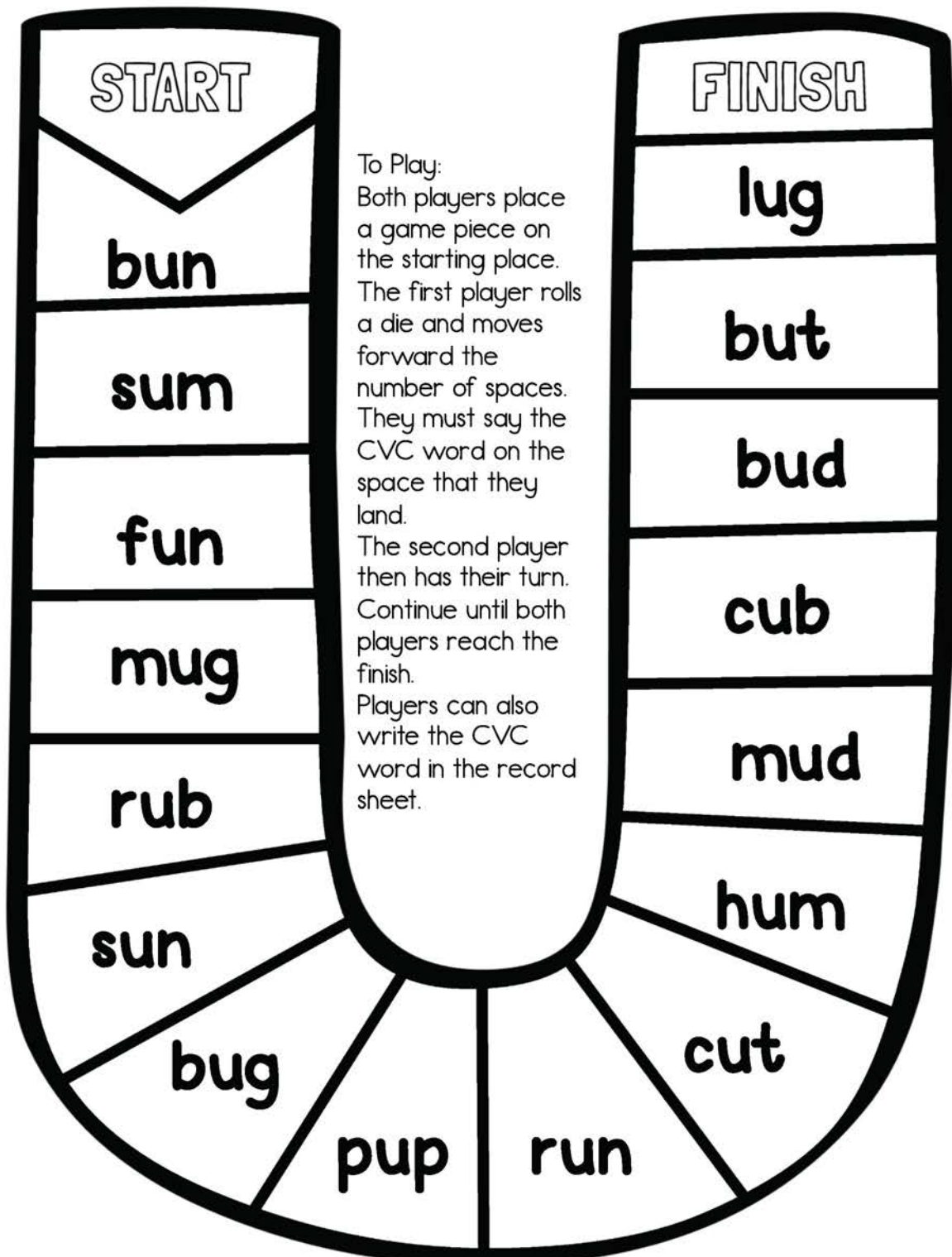
Letter o

CVC Words



Letter u

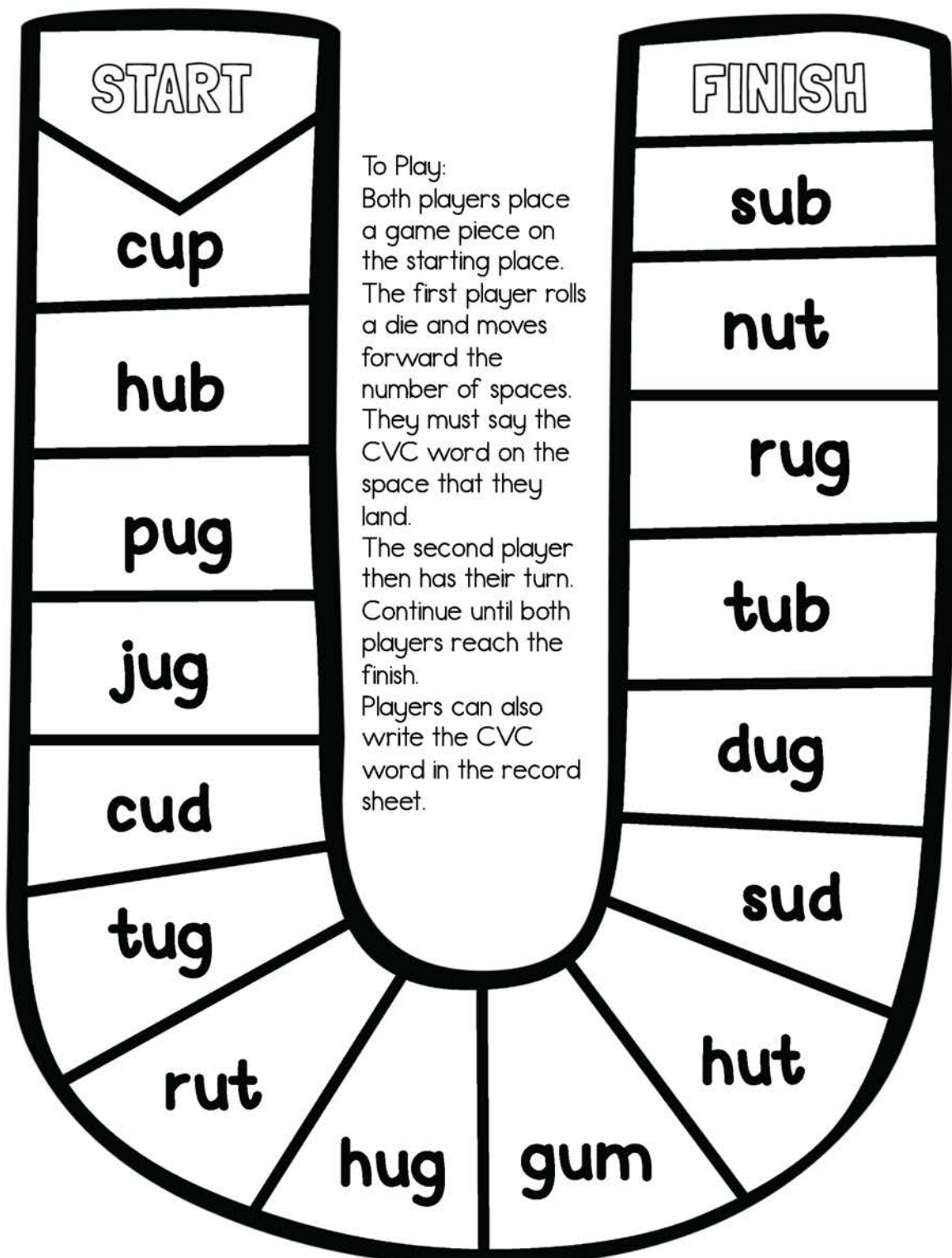
CVC Words



To Play:
Both players place a game piece on the starting place. The first player rolls a die and moves forward the number of spaces. They must say the CVC word on the space that they land. The second player then has their turn. Continue until both players reach the finish. Players can also write the CVC word in the record sheet.

Letter u

CVC Words



To Play:
Both players place a game piece on the starting place. The first player rolls a die and moves forward the number of spaces. They must say the CVC word on the space that they land. The second player then has their turn. Continue until both players reach the finish. Players can also write the CVC word in the record sheet.

CVC Words

To Play:

Both players place a game piece on the starting place. The first player rolls a die and moves forward the number of spaces. They must say the CVC word on the space that they land. The second player then has their turn. Continue until both players reach the finish.

Players can also write the CVC word in the record sheet.

START	rod	cub	nut	lug	jam	bin	sob	
			mud	yes			cup	
			pin	pot			fig	
bud	rug	did	cob	dip			men	
tip						kid	red	
pat			dam	lip	dot	vet		
sud			net			dog		
bop			but			sub	beg	had
web						bot		
fun			fan			run	hot	
lid	hut		leg			fed	pop	FINISH

CVC Words

To Play:

Both players place a game piece on the starting place. The first player rolls a die and moves forward the number of spaces. They must say the CVC word on the space that they land. The second player then has their turn. Continue until both players reach the finish.

Players can also write the CVC word in the record sheet.

START	rap	hid	can	jet	tub	ran	fed
			zap	cop			nab
			pit	nap			pod
dug	fad	kip	gap	sit			bat
lot				sod		rat	let
jig			mat	bug	dot	job	
map			net			leg	
not			rot	hem	bag	got	
sad			pup	pep			
hat			nip	dig	wig		
cut	hip	gum	pig	hum	bed	FINISH	

CVC Words

To Play:

Both players place a game piece on the starting place. The first player rolls a die and moves forward the number of spaces. They must say the CVC word on the space that they land. The second player then has their turn. Continue until both players reach the finish.

Players can also write the CVC word in the record sheet.

START	bun	wed	yes	den	bid	fog	lad
			peg	hop			ham
			mug	hub			tot
rib	cud	rub	set	red			hog
met				rut		hen	pug
sun		log	ten	fib		bib	
job		wet				mob	
hug		jug		top	bad	pen	
dim		tug		bit			
pet		rip		sum	cop		
jot	hot	rob	gem		mop	cat	FINISH

Record Sheet

CVC Words

Player 1	Player 2