

# ST. PATRICK'S DAY



© 2018 Stacey Jones at Simple Living. Creative Learning



All rights reserved. No part of this book may be reproduced, stored or transmitted in any form by any means without prior permission of the publisher.

This workbook is licensed for personal/family use only.

YOU MAY:


- Use these files for personal use only.
  - Use in your personal classroom
- Download the files to your personal computer.
- Print as many copies as you would like to use for your personal use.
- Direct other to our website: <https://simplelivingcreativelearning.com>

YOU MAY NOT:


- Edit any of these printables.
- Share the files with anyone else.
- Store or sell them on any website.
  - Claim them as your own.
- Print and sell or distribute them to others

Graphics and Fonts:






boy




girl



clover



pot



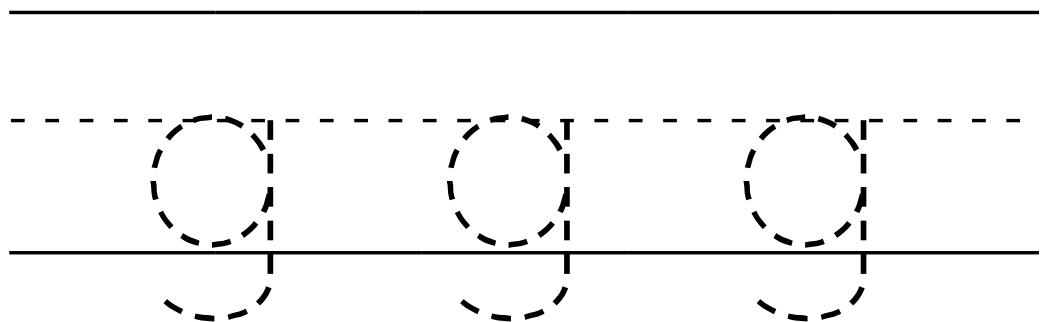
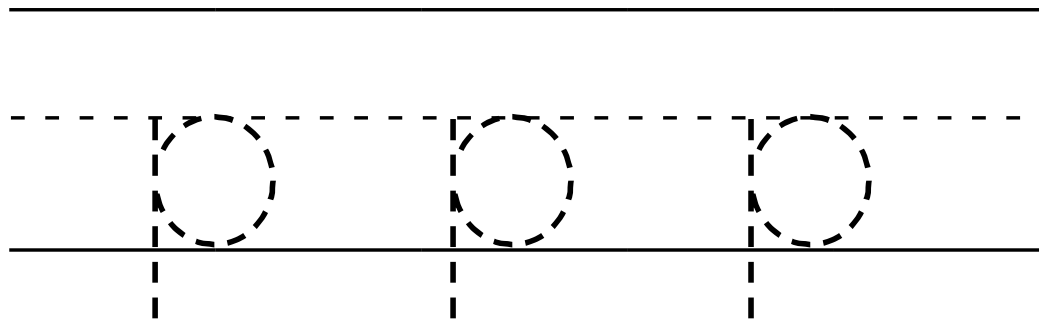
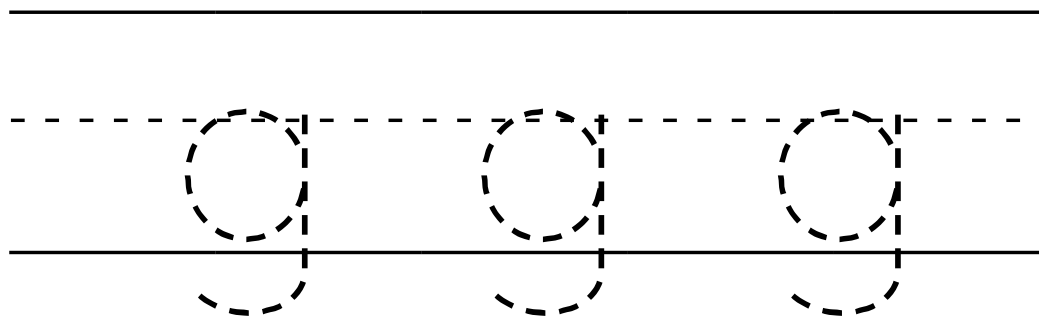
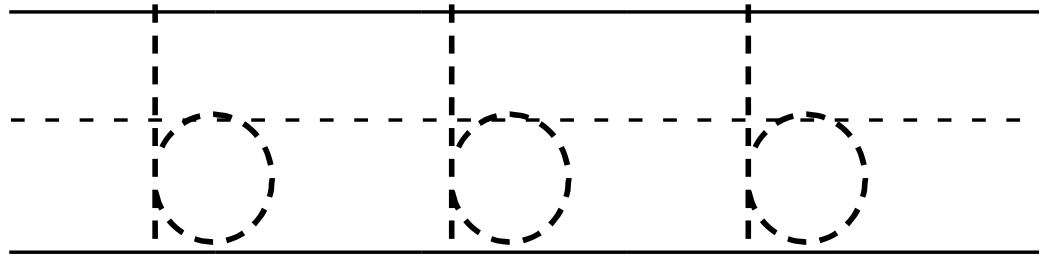
rainbow

# Count the Pictures





# Trace the Letters



# Trace the Letters



c c c



h h h h h

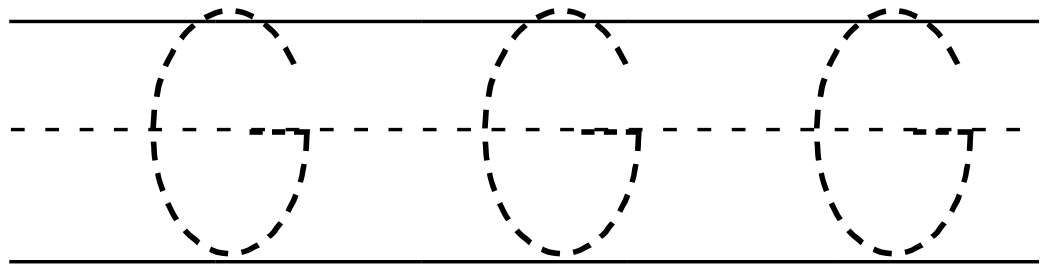
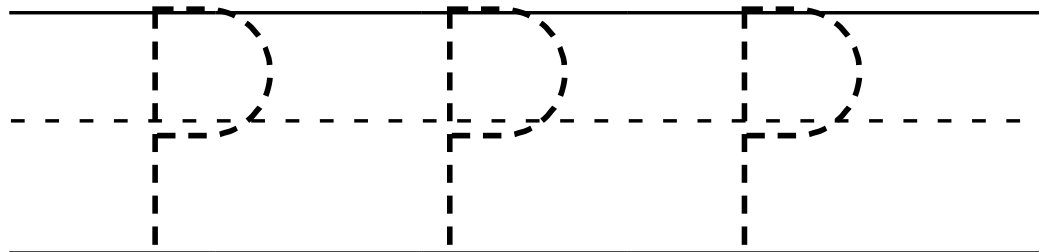
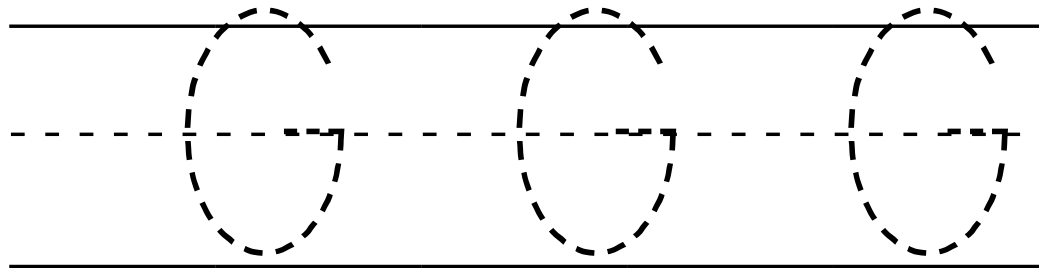
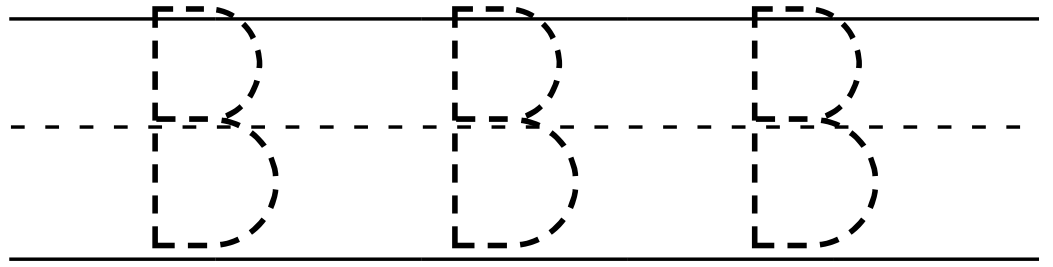


r r r r

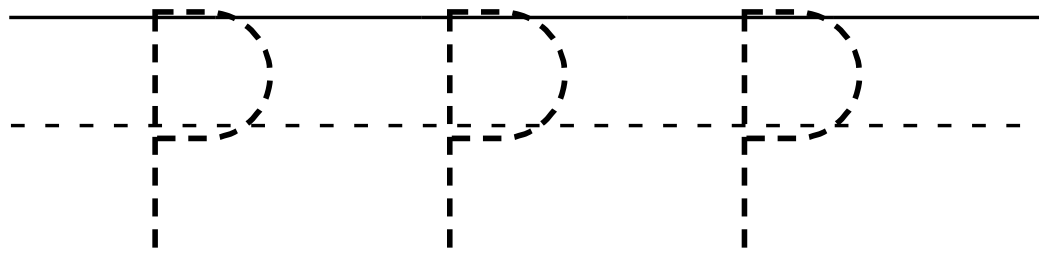
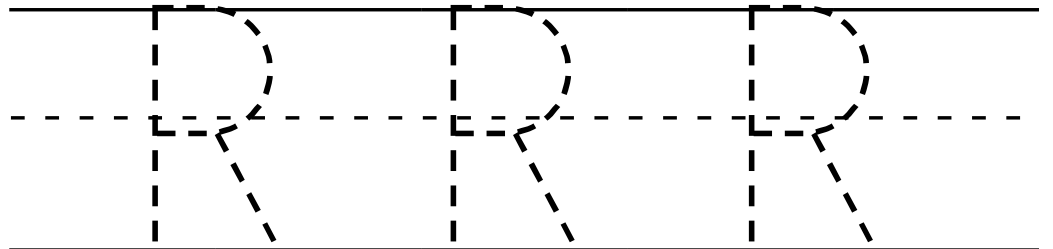
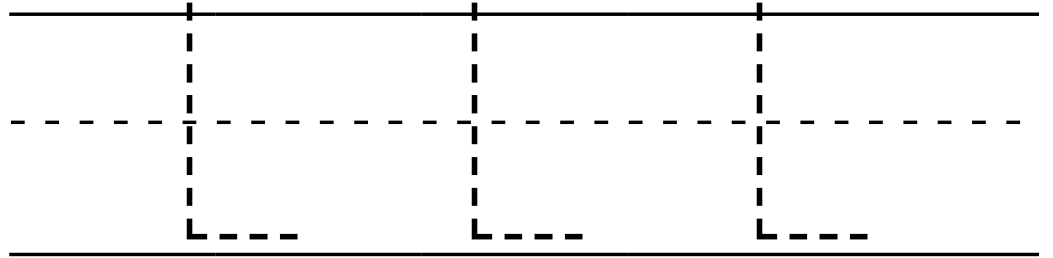
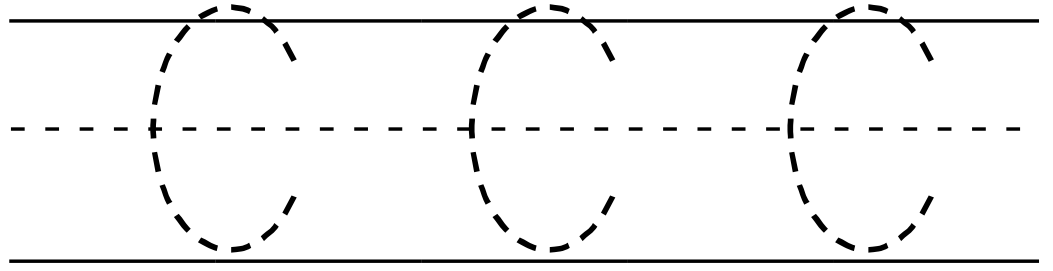


p p p

# Trace the Letters




# Trace the Letters



Match the big pictures to the small pictures.




Match the big pictures to the small pictures.





# Matching Cards



# Matching Cards

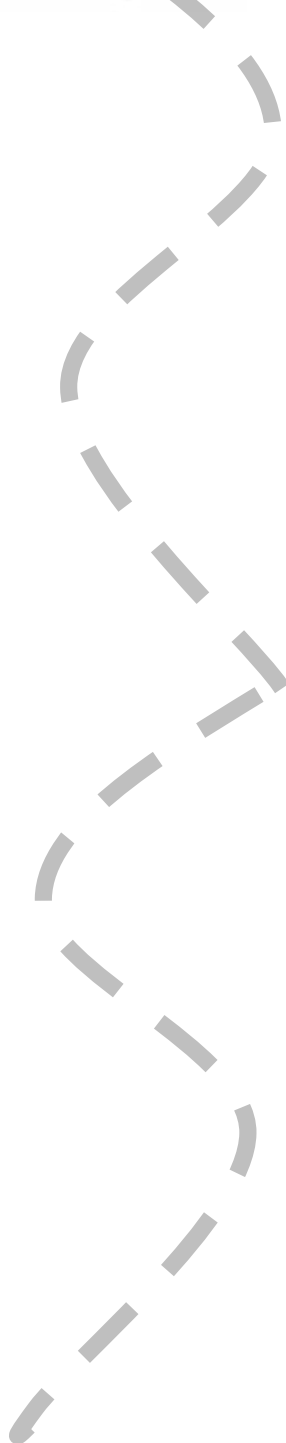




# Matching Cards




# Tracing or Cutting Practice



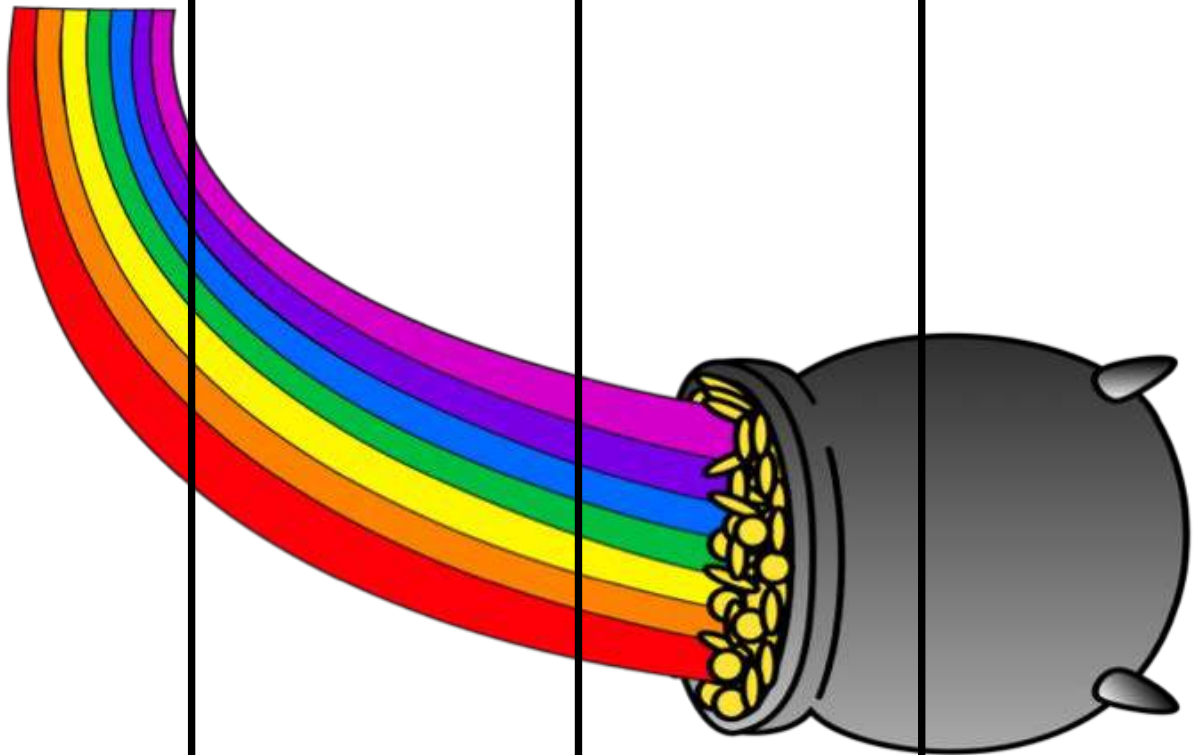

# Tracing or Cutting Practice





Follow the numbers 1-10 to get to the Pot of Gold.

1	6	3	7
2	3	9	1
7	4	5	2
3	2	6	7
1	6	9	8
9	3	10	

# Puzzles





# Puzzles





# Puzzles



# 3 Part Cards



girl



girl



boy



boy



# 3 Part Cards



clover



clover



pot of gold



pot of gold

# 3 Part Cards



rainbow



rainbow







St. Patrick's Day



St. Patrick's Day





# Size Sequencing Cards

Print out on card stock. Cut out and laminate. Use to put in order.



# Size Sequencing Cards

Print out on card stock. Cut out and laminate. Use to put in order.



# Size Sequencing Cards

Print out on card stock. Cut out and laminate. Use to put in order.





# Size Sequencing Cards

Print out on card stock. Cut out and laminate. Use to put in order.



# Size Sequencing Cards

Print out on card stock. Cut out and laminate. Use to put in order.



# Size Sequencing Cards


Print out on card stock. Cut out and laminate. Use to put in order.






Counting Puzzle. Print, cut out on solid black lines, laminate for durability and put the puzzle together in the correct number order.


	55
	50
	45
	40
	35
	30
	25
	20
	15
	10
	5




Counting Puzzle. Print, cut out on solid black lines, laminate for durability and put the puzzle together in the correct number order.

	44
	40
	36
	32
	28
	24
	20
	16
	12
	8
	4

Counting Puzzle. Print, cut out on solid black lines, laminate for durability and put the puzzle together in the correct number order.




Counting Puzzle. Print, cut out on solid black lines, laminate for durability and put the puzzle together in the correct number order.





Counting Puzzle. Print, cut out on solid black lines, laminate for durability and put the puzzle together in the correct number order.

	11
	10
	9
	8
	7
	6
	5
	4
	3
	2
	1

Do - A - Dot

Dot all the letters: C c

C

t

C

C

C

s

c

B

O

c

b

o

D

d

o

c

C

p



Do - A - Dot

Dot all the letters: G g

G

t

C

C

g

G

O

s

y

c

b

j

g

D

o

g

G

p






Handwriting practice lines consisting of four sets of three horizontal lines each. Each set includes a solid top line, a dashed middle line, and a solid bottom line, providing a guide for letter height and placement.





Four sets of horizontal lines for handwriting practice, each consisting of a solid top line, a dashed middle line, and a solid bottom line.



0

2

1

2

3

4



5

4

3

3

4

5



6

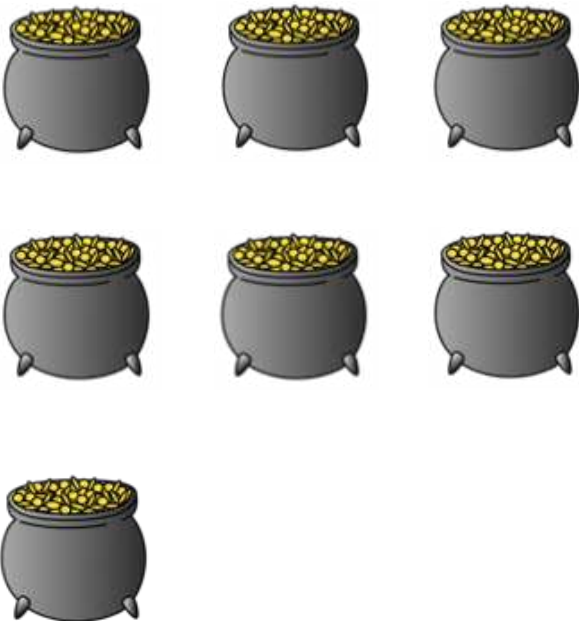
5

7

8

7

6



7

6


8

9

7


8

A



a

B




b

C



c

D




d

E




e

F




f

G



g

H



h

I



i

J




j

K



k

L



l

M



m

N



n

O



o

P



p

Q



q


R



r



S




s

T



t

U




u

V



v

W



w

X




x

Y



y

Z



z

