


Bible Memory Verse

Matthew 2:15

Matthew 2:15

and remained there until the death of Herod. This was to fulfill what the Lord had spoken by the prophet, "Out of Egypt I called my son."



and

remained

there

until

the

death

of

Herod.

This

was

to

fulfill

what

the

Lord

had

spoken

by

the

prophet,

“Out

of

Egypt

I

called

my

son.”

Matthew

2:15

Writing Practice

and remained there

until the death

of Herod. This

was to fulfill

what the Lord

Writing Practice

had spoken

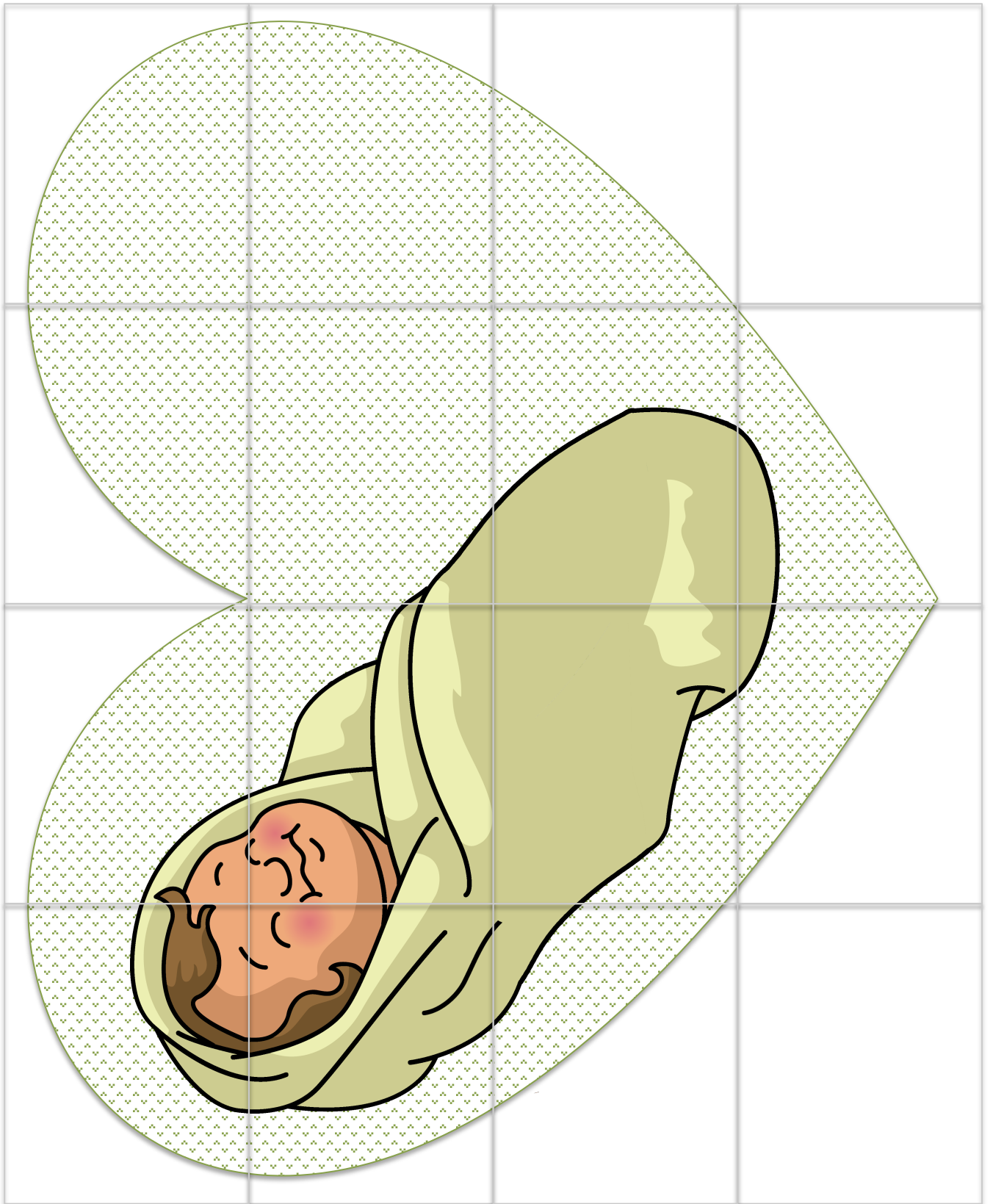
by the prophet,

“Out of Egypt I

called my son.”

Matthew 2:15

16 Piece Puzzle



Matthew 2:15

and remained there until the death of
Herod. This

and	until	of
remained	the	Herod.
there	death	This

Matthew 2:15

was to fulfill what the Lord had spoken
by

was	what	had
to	the	spoken
fulfill	Lord	by

Matthew 2:15

the prophet, "Out of Egypt I called my
son."

the	of	called
prophet,	Egypt	my
"Out	I	son."

Matthew 2:15

Matthew 2:15

Handwriting practice lines consisting of two sets of three horizontal lines each: a solid top line, a dashed middle line, and a solid bottom line.

--	--	--

Matthew

2:

15

What this verse mean to me and how can I
apply it to my life.

Handwriting practice lines consisting of solid top and bottom lines with a dashed midline, repeated 15 times.

My Weekly Bible Verse

Day 1 – Read the Verse

Matthew 2:15

and remained there until the death of Herod. This was to fulfill what the Lord had spoken by the prophet, “Out of Egypt I called my son.”

Day 2 – Read and Write the Verse

Handwriting practice lines consisting of solid top and bottom lines with a dashed midline, repeated ten times.

My Weekly Bible Verse

Day 1 – Read the Verse


Matthew 2:15

and remained there until the death of Herod. This was to fulfill what the Lord had spoken by the prophet, “Out of Egypt I called my son.”

Day 2 – Write the Verse

My Weekly Bible Verse

Day 3 – Read and Illustrate the Verse

A large, empty rectangular box with a thin black border, intended for the user to draw an illustration related to the Bible verse they have read.

My Weekly Bible Verse

Day 4 – Read, Write and Recite the Verse 3
Times

Handwriting practice lines consisting of solid top and bottom lines with a dashed midline for letter height guidance. There are 15 sets of these lines provided for writing the verse.

My Weekly Bible Verse

Day 4 – Read, Write and Recite the Verse 3 Times

Handwriting practice lines for Day 4. Each line consists of a solid top line, a dashed middle line, and a solid bottom line. There are 12 such sets of lines provided for writing the verse three times.

Day 5 – Read and Recite the Verse without help.

© 2016 Stacey Jones at A Moment In Our World

www.amomentinourworld.com

All rights reserved. No part of this book may be reproduced, stored or transmitted in any form by any means without prior permission of the publisher.

This workbook is licensed for personal/family use only.

YOU MAY:

- Use these files for personal use only.
- Download the files to your personal computer.
- Print as many copies as you would like to use for your personal use.
- Direct other to our website: www.amomentinourworld.com

YOU MAY NOT:

- Edit any of these printables.
- Share the files with anyone else.
- Store or sell them on any website.
- Claim them as your own.
- Print and sell or distribute them to others