


OLD MOTHER HUBBARD

Printable Pack



© 2018 Stacey Jones at Simple Living. Creative Learning



All rights reserved. No part of this book may be reproduced, stored or transmitted in any form by any means without prior permission of the publisher.

This workbook is licensed for personal/family use only.

YOU MAY:

- Use these files for personal use only.
 - Use in your personal classroom
- Download the files to your personal computer.
- Print as many copies as you would like to use for your personal use.
- Direct other to our website: <https://simplelivingcreativelearning.com>

YOU MAY NOT:

- Edit any of these printables.
- Share the files with anyone else.
- Store or sell them on any website.
 - Claim them as your own.
- Print and sell or distribute them to others

Graphics and Fonts:

[Fonts4Teachers](#)




Old Mother Hubbard




Name: _____




Old Mother Hubbard




went to the cupboard,




to fetch her poor dog a bone.



But when she got there,



the cupboard was bare,



and so the poor dog had none.

Old Mother Hubbard




Name: _____





Old Mother Hubbard






went to the cupboard,




to fetch her poor dog a bone.






But when she got there,



the cupboard was bare,





and so the poor dog had none.




Old Mother Hubbard

Name: _____

Old Mother Hubbard went to the
cupboard



To fetch her poor dog a bone.



But when she got there, the
cupboard was bare,



And so the poor dog had none.



Old Mother Hubbard




Name: _____

Above is the Ugly Duckling Flip Book Front Cover. Cut out around the black line, color in the picture and write your name.



Cut out the black lines on the next couple of pages as well. Color the pictures, glue in the correct place and once finished all the pages, glue or staple together.

Example of Finished Product


Old Mother Hubbard 
Name: _____
Characters
Settings
Sequence

glue here

Who are the characters in this story?




Characters




glue here

What is the setting in this story?



Setting



glue here

What is the sequence of this story?


1

2

3

4

Sequence



A

a



B

b



C

c



D

d



E

e



F

f



G

g



H

h



I I



J j



K k



L l



M m



N n



O o



P p



Q

q



R

r



S

s



T

t



U

u



V

v



W

w



X

x



Y

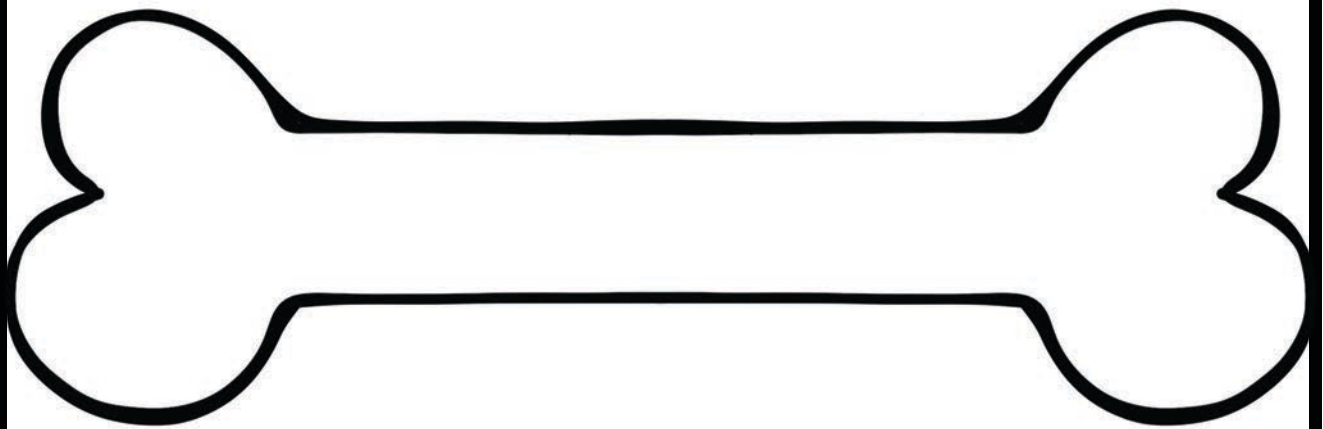
y




Z

z






bone



cupboard



dog



Old

Mother

Hubbard

Old Mother Hubbard


Old Mother Hubbard
Went to the cupboard
To get her poor dog a bone;
But when she got there
The cupboard was bare,
And so the poor dog had none.



Old Mother Hubbard

She went to the baker's
To buy him some bread;
But when she came back
The poor dog was dead.

She went to the joiner's
To buy him a coffin;
But when she came back
The poor dog was laughing.



Old Mother Hubbard

She took a clean dish,
To get him some tripe;
But when she came back
He was smoking his pipe.

She went to the hatter's
To Buy him a hat;
But when she came back
He was feeding the cat.



Old Mother Hubbard

She went to the barber's
To buy him a wig;
But when she came back
He was dancing a jig.

She went to the fruiter's
To buy him some fruit;
But when she came back
He was playing the flute.



Old Mother Hubbard

She went to the tailor's
To buy him a coat;
But when she came back
He was riding a goat.

She went to the cobbler's
To buy him some shoes;
But when she came back
He was reading the news.



Old Mother Hubbard

She went to the seamstress
To buy him some linen;
But when she came back
The dog was spinning.

She went to the hosier's
To buy him some hose;
But when she came back
He was dressed in his clothes.








Old Mother Hubbard

The dame made a curtsy,
The dog made a bow;
The dame said, "Your servant,"
The dog said, "Bow-wow."



Count the Objects



Trace the Letters



Old



Mother



Hubbard

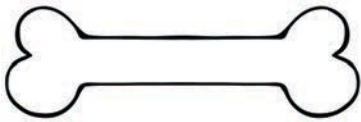


cupboard

Trace the Letters






dog




bone





Match the big pictures to the small pictures.



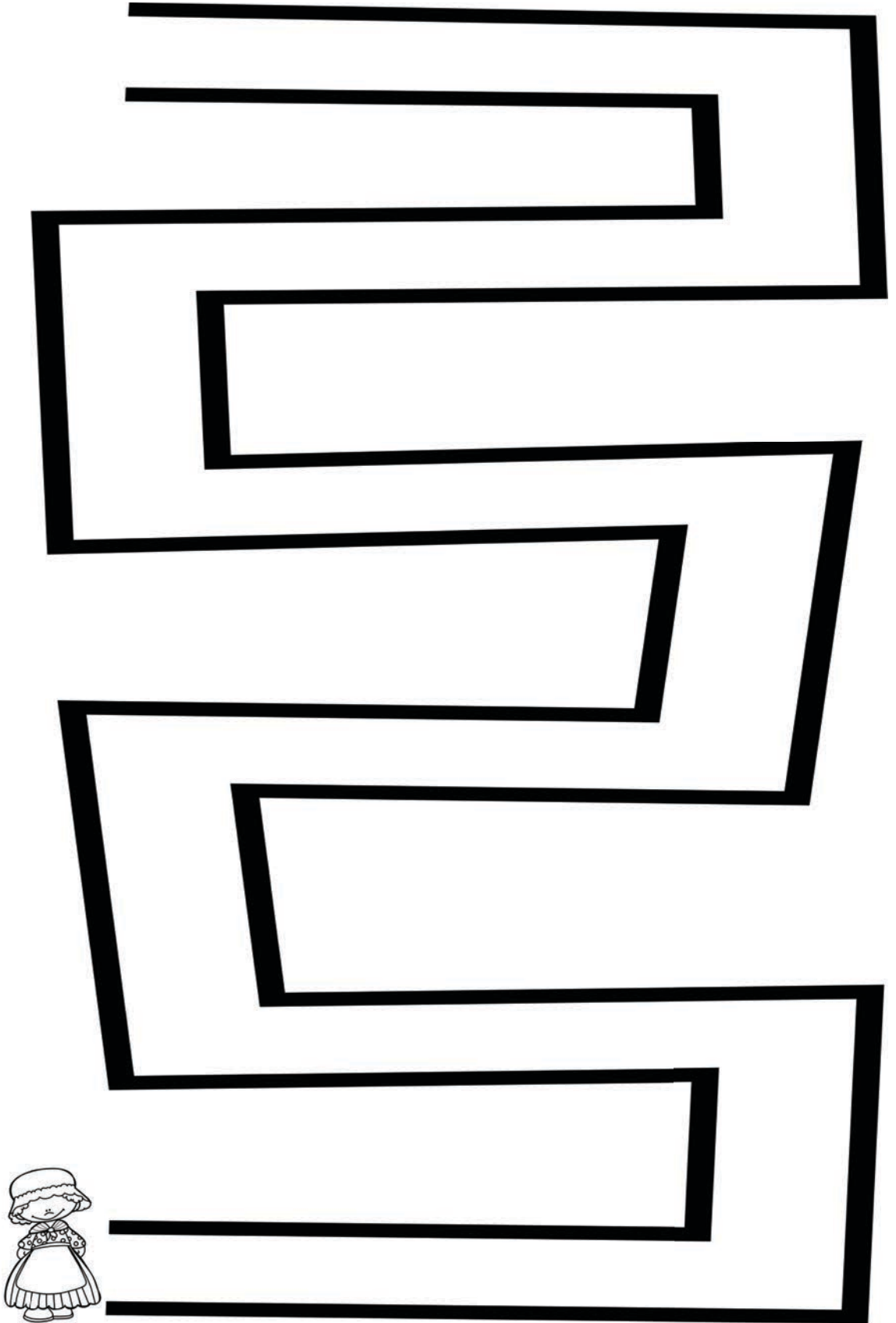
Shadow Matching Cards




Shadow Matching Cards



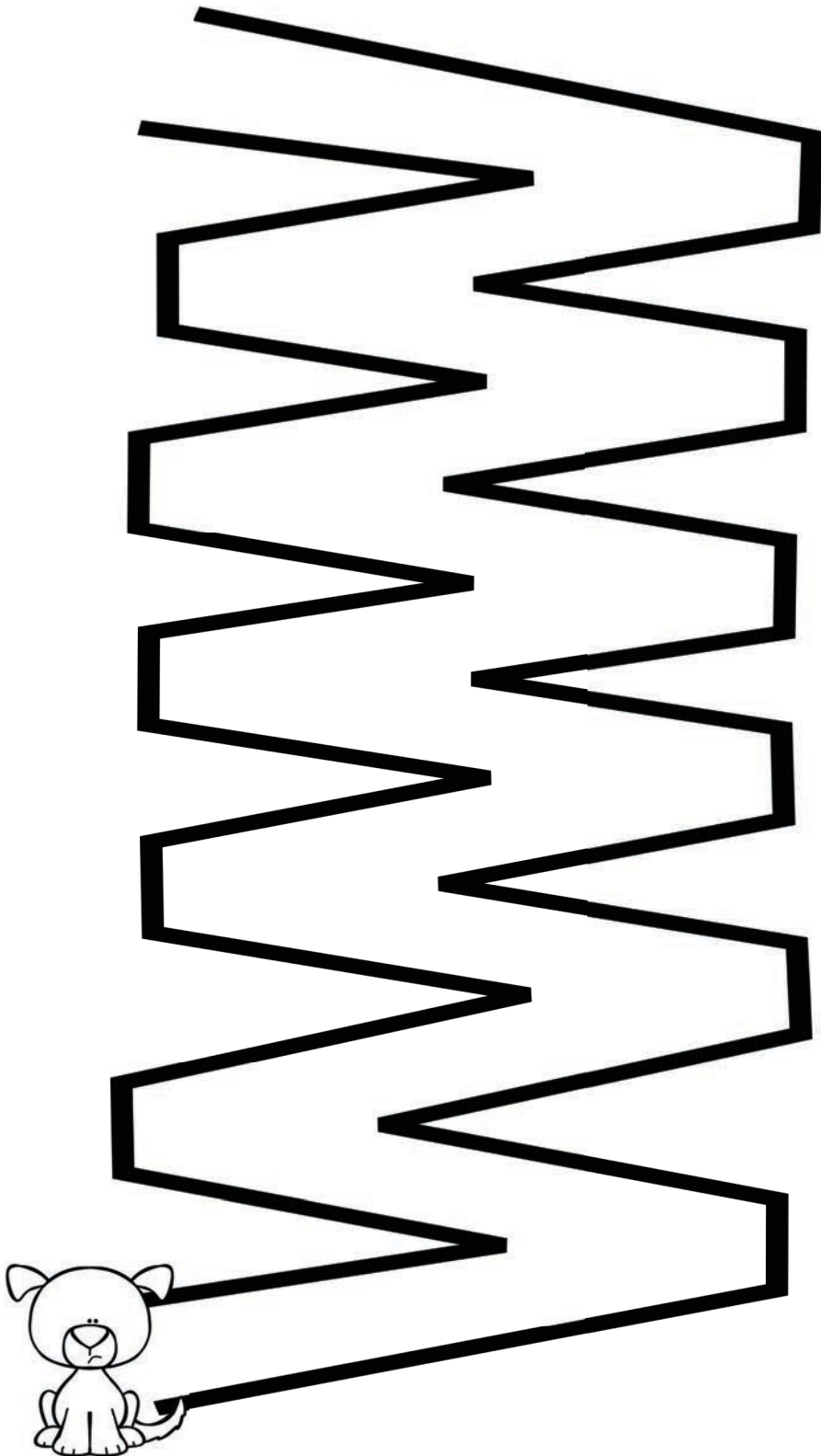
Trace the path




Trace the path




Trace the path




Trace the path



Follow the letter M to get to Old Mother
Hubbard.

M	M	U	X
D	M	M	S
Y	W	M	M
W	T	P	M
B	N	N	M
G	C	B	


Follow the letter d to get to the dog.

d	f	w	b
d	b	f	h
d	d	d	g
a	b	d	w
n	f	d	b
b	h	d	

Missing Alphabet Letters


a

b



d

e




f


h

i

j




l



n

o




q


r

s


t



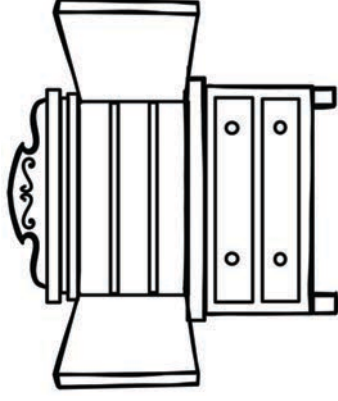
w



x




z



Missing Alphabet Letters


A



C


D

E




G

H



I


K




M

N


O




Q




S



U




W

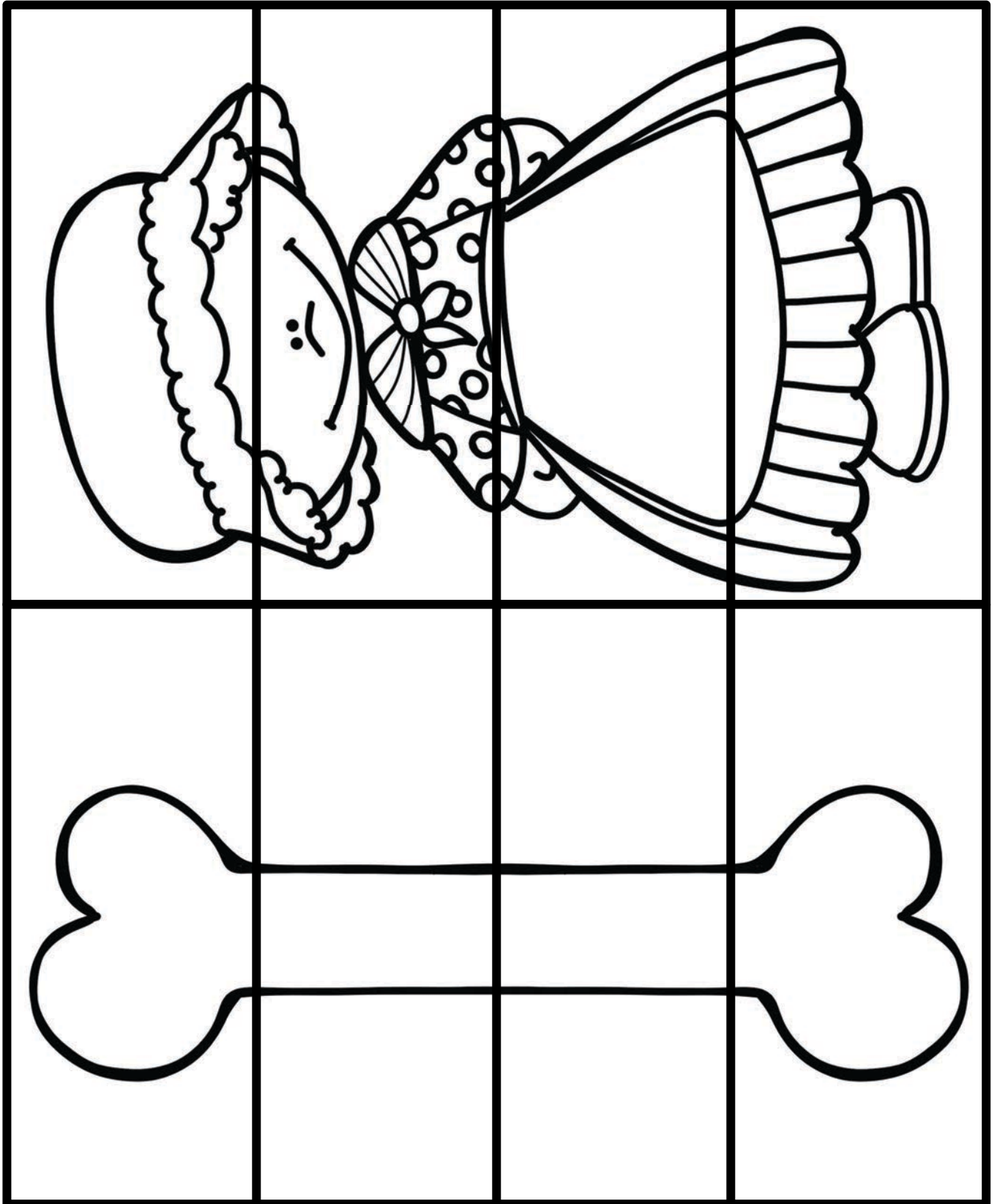


Y



Z



Puzzles



Puzzles




3 Part Cards




Old Mother
Hubbard



Old Mother
Hubbard



dog




dog

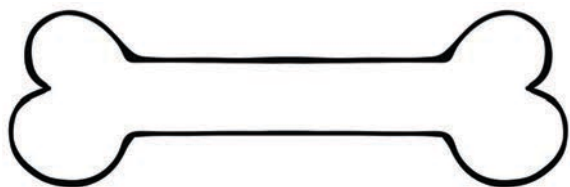
3 Part Cards



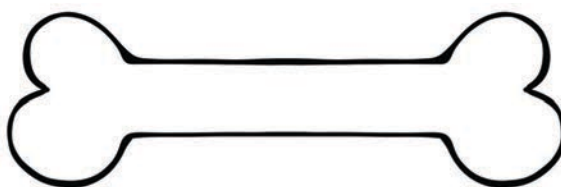
cupboard



cupboard



bone



bone




Size Sequencing Cards

Print out on card stock. Cut out and laminate. Use to put in order.








Size Sequencing Cards

Print out on card stock. Cut out and laminate. Use to put in order.



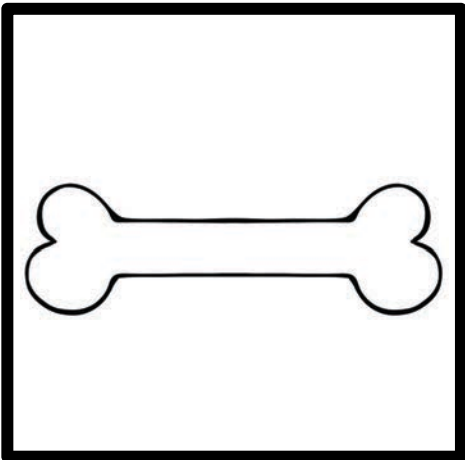
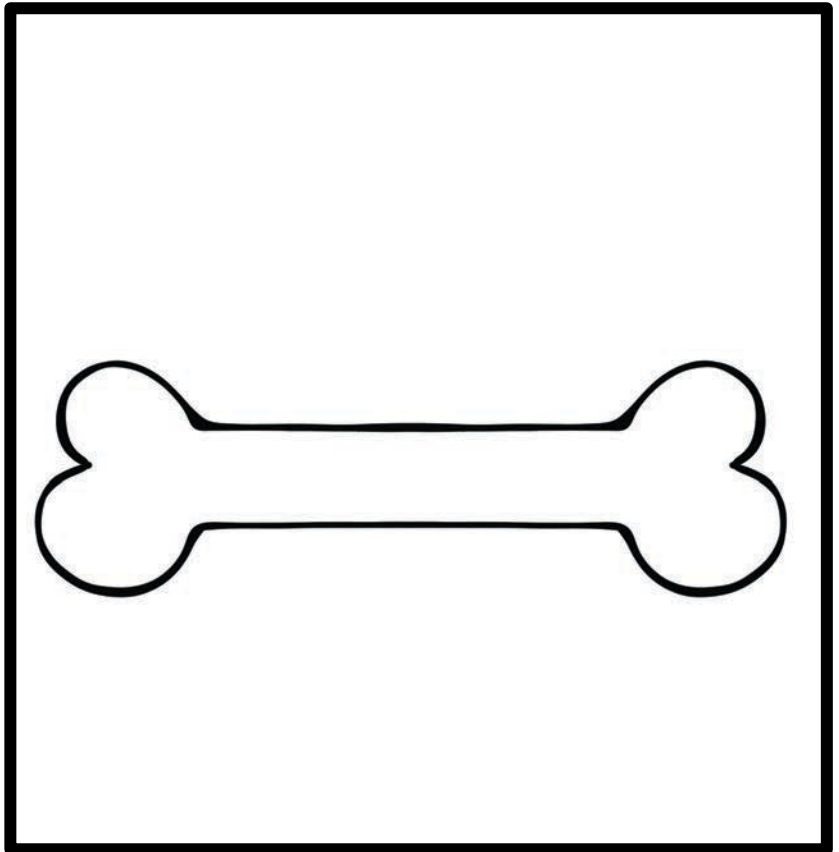
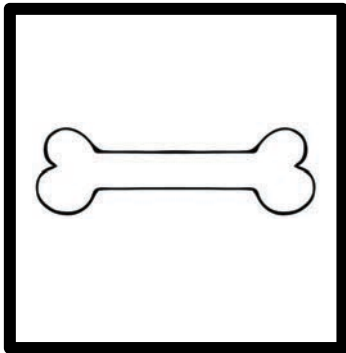
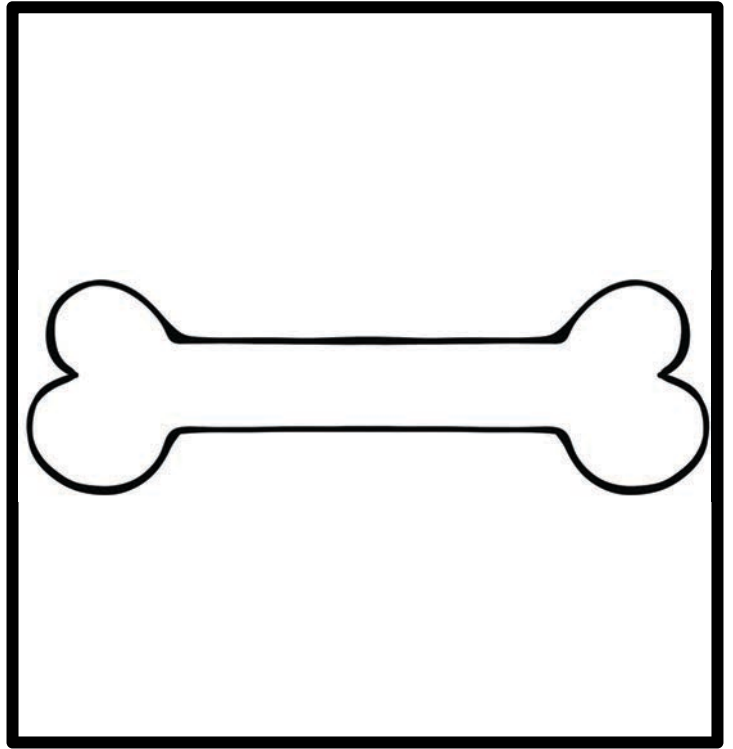
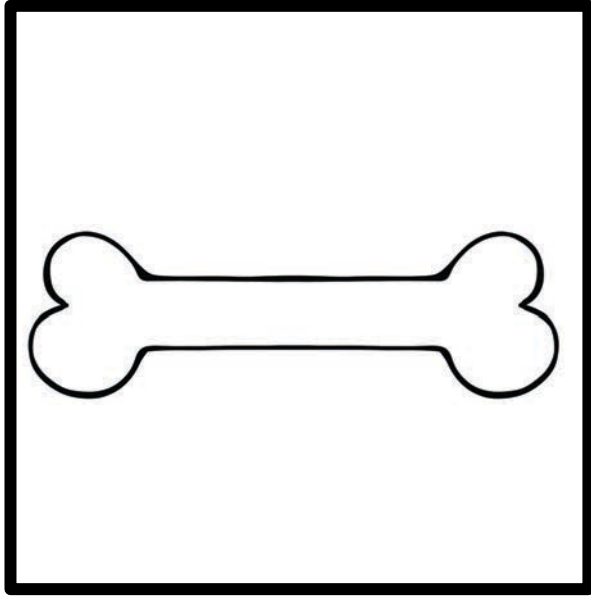
Size Sequencing Cards

Print out on card stock. Cut out and laminate. Use to put in order.



Size Sequencing Cards

Print out on card stock. Cut out and laminate. Use to put in order.



Do-A-Dot
Find all the M m

M

b

M

m

m

a

W

s

c

b



w

m

d

M

y

m

m

M

N

w

Do-A-Dot
Find all the D d


D

b

h

d

B



B

D

d

b

f

D

d

g

d

D

h

B


t

k


Count and Shade Cards



6 5 7



1 3 2



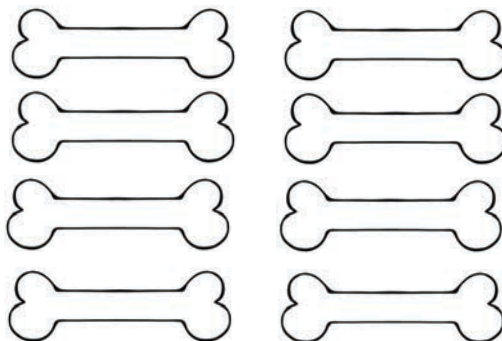
3 4 5



4 3 5

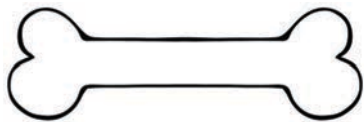


9 8 10



8 9 7

Counting



one



two








three



four



five




six

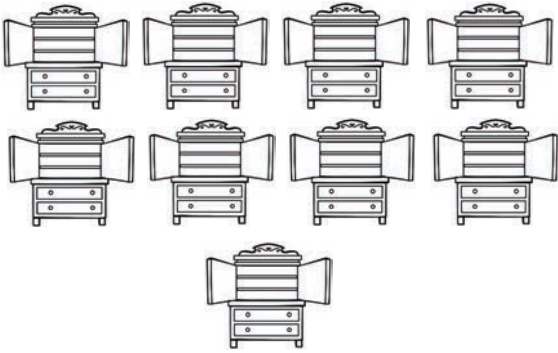
Counting




seven




eight



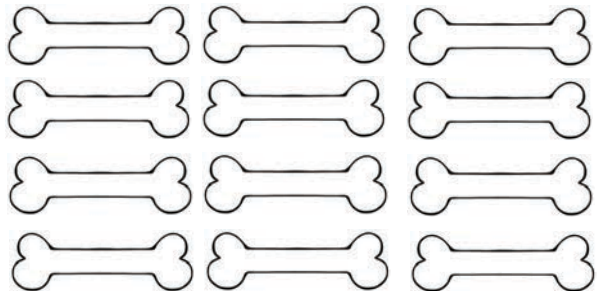
nine



ten



eleven



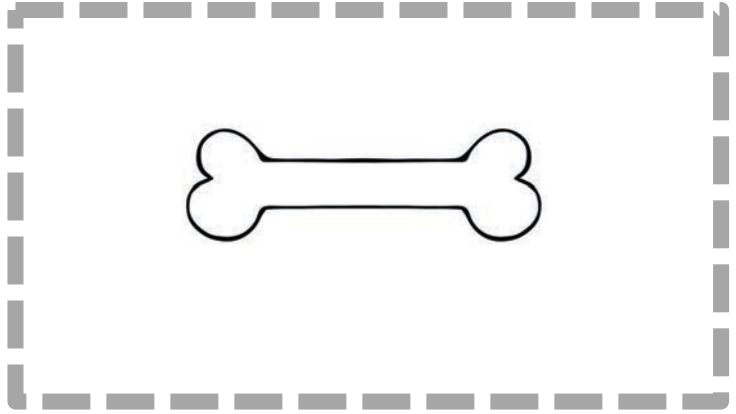
twelve

Shapes

Trace the shapes and the words.




square



rectangle



diamond



triangle



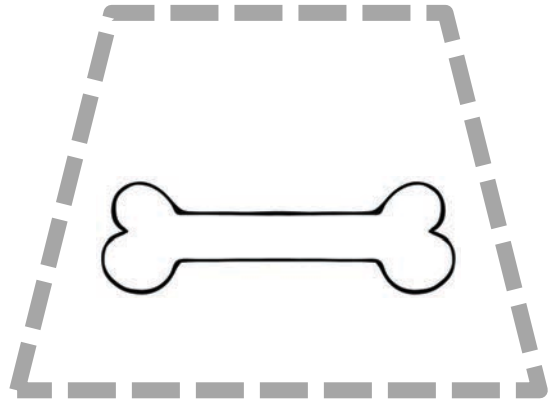
circle

Shapes

Trace the shapes and the words.



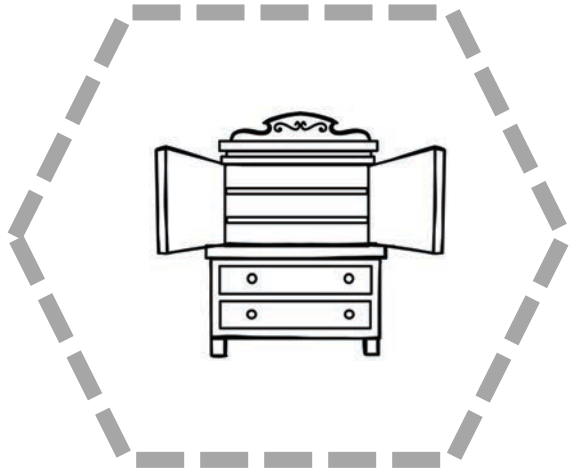
heart



trapezoid



pentagon



hexagon



hexagon