


# Bible Memory Verse

John 13:34

John 13:34

A new commandment I give to you, that you love one another: just as I have loved you, you also are to love one another.



A

new

commandment

I

give

to

you,

that

you

love

one

another:

just

as

I

have

loved

you,

you

also

are

to

love

one

another.

John

13:34

# Writing Practice

A new

commandment

I give to

you, that you

love one

# Writing Practice

another: just as

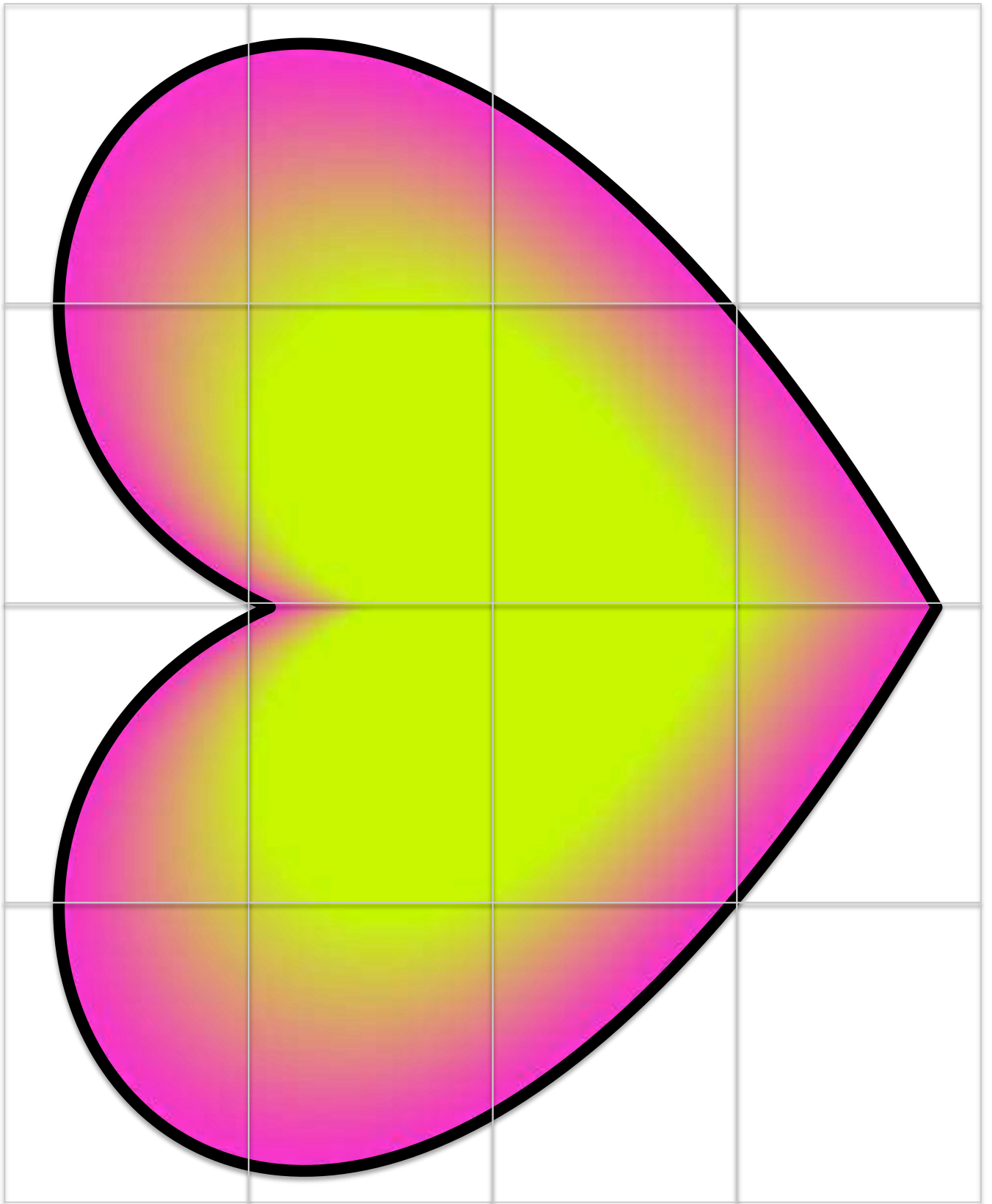
I have loved you,

you also are to

love one another.

John 13:34

# 16 Piece Puzzle



John 13:34

A new commandment I give to you,  
that you

---

---

---

---

---

---

---

---


A	commandment	you,
new	give	that
I	to	you



John 13:34

love one another: just as I have loved  
you,

---

---

---

---

---

---

---

---


love	as	loved
one	I	you,
another:	have	just

John 13:34

you also are to love one another. John  
13:34


you	one	13:34
also	another.	are
love	John	to





What this verse mean to me and how can I  
apply it to my life.

Handwriting practice lines consisting of solid top and bottom lines with a dashed midline, repeated 15 times.

# My Weekly Bible Verse

Day 1 – Read the Verse

John 13:34

A new commandment I give to you, that you love one another: just as I have loved you, you also are to love one another.

Day 2 – Read and Write the Verse

Handwriting practice lines consisting of solid top and bottom lines with a dashed midline, repeated ten times.

# My Weekly Bible Verse

Day 1 – Read the Verse

John 13:34

A new commandment I give to you, that you love one another: just as I have loved you, you also are to love one another.

Day 2 – Write the Verse

---

---

---

---


---

---

---

# My Weekly Bible Verse

Day 3 – Read and Illustrate the Verse

A large, empty rectangular box with a thin black border, intended for the user to draw an illustration related to the Bible verse they have read.



# My Weekly Bible Verse

Day 4 – Read, Write and Recite the Verse 3  
Times

Handwriting practice lines consisting of solid top and bottom lines with a dashed middle line, repeated 15 times for writing the verse.

# My Weekly Bible Verse

Day 4 – Read, Write and Recite the Verse 3 Times

Handwriting practice lines for Day 4. Each line consists of a solid top line, a dashed middle line, and a solid bottom line. There are 12 such sets of lines provided for writing the verse three times.

Day 5 – Read and Recite the Verse without help.







© 2016 Stacey Jones at A Moment In Our World

[www.amomentinourworld.com](http://www.amomentinourworld.com)

All rights reserved. No part of this book may be reproduced, stored or transmitted in any form by any means without prior permission of the publisher.

This workbook is licensed for personal/family use only.

**YOU MAY:**

- Use these files for personal use only.
- Download the files to your personal computer.
- Print as many copies as you would like to use for your personal use.
- Direct other to our website: [www.amomentinourworld.com](http://www.amomentinourworld.com)

**YOU MAY NOT:**

- Edit any of these printables.
- Share the files with anyone else.
- Store or sell them on any website.
- Claim them as your own.
- Print and sell or distribute them to others