


Bible Memory Verse

Proverbs 4:27

Proverbs 4:27

Turn not to the right hand nor to the left: remove thy foot from evil.



Turn

not

to

the

right

hand

nor

to

the

left:

remove

thy

foot

from

evil.

Proverbs

4:27

Writing Practice

Turn not to the

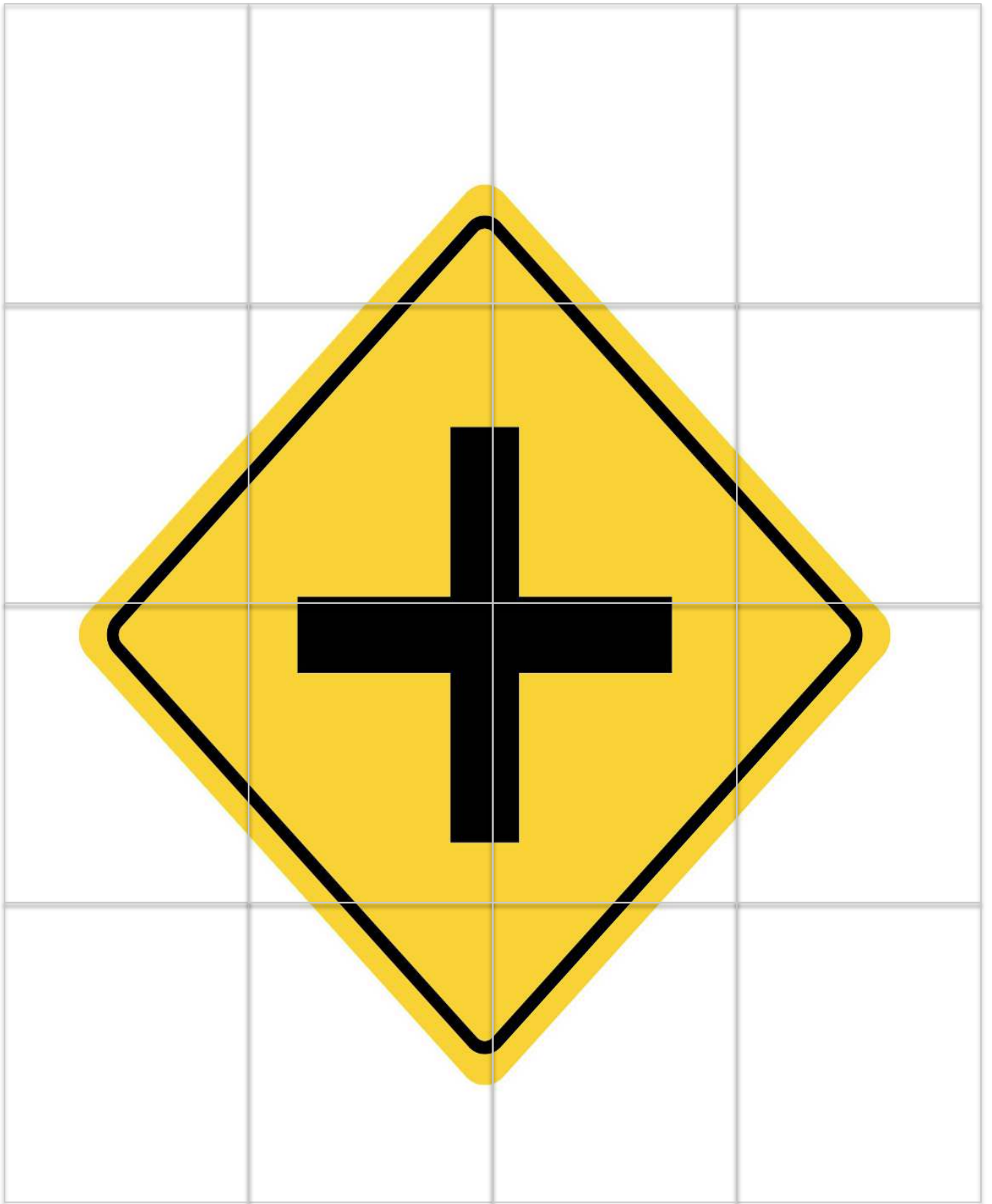
right hand nor to

the left: remove

thy foot from evil.

Proverbs 4:27

16 Piece Puzzle



Proverbs 4:27

Turn not to the right hand nor to the

Turn	to	nor
the	right	to
not	hand	the

Proverbs 4:27

left: remove thy foot from evil. Proverbs
4:27

Handwriting practice lines consisting of two sets of three horizontal lines each (top solid, middle dashed, bottom solid).

left:	foot	from
remove	Proverbs	evil.
thy	4:27	

Proverbs 4:27

Turn not to the right hand nor to the left:
remove thy foot from evil.

What this verse mean to me and how can I
apply it to my life.

What this verse mean to me and how can I
apply it to my life.

Handwriting practice lines consisting of solid top and bottom lines with a dashed midline, repeated 15 times.

My Weekly Bible Verse

Day 1 – Read the Verse

Proverbs 4:27

Turn not to the right hand nor to the left:
remove thy foot from evil.

Day 2 – Read and Write the Verse

Handwriting practice lines for Day 2. Each line set consists of a solid top line, a dashed middle line, and a solid bottom line. There are eight such sets of lines provided for writing the verse.

My Weekly Bible Verse

Day 1 – Read the Verse


Proverbs 4:27

Turn not to the right hand nor to the left:
remove thy foot from evil.

Day 2 – Write the Verse

My Weekly Bible Verse

Day 3 – Read and Illustrate the Verse

A large, empty rectangular box with a thin black border, intended for the user to draw an illustration related to the Bible verse they have read.

My Weekly Bible Verse

Day 4 – Read, Write and Recite the Verse 3
Times

Handwriting practice lines consisting of 15 sets of three horizontal lines (top solid, middle dashed, bottom solid) for writing the Bible verse.

My Weekly Bible Verse

Day 4 – Read, Write and Recite the Verse 3 Times

Handwriting practice lines for Day 4. The page contains 12 sets of horizontal lines. Each set consists of a solid top line, a dashed middle line, and a solid bottom line, providing a guide for letter height and placement.

Day 5 – Read and Recite the Verse without help.

My Weekly Bible Verse

Day 4 – Read, Write and Recite the Verse 3 Times

Day 5 – Read and Recite the Verse without help.

My Weekly Bible Verse

Day 4 - Read, Write and Recite the Verse 3 Times

My Weekly Bible Verse

Day 4 – Read, Write and Recite the Verse 3 Times

Day 5 – Read and Recite the Verse without help.

© 2016 Stacey Jones at A Moment In Our World

www.amomentinourworld.com

All rights reserved. No part of this book may be reproduced, stored or transmitted in any form by any means without prior permission of the publisher.

This workbook is licensed for personal/family use only.

YOU MAY:

- Use these files for personal use only.
- Download the files to your personal computer.
- Print as many copies as you would like to use for your personal use.
- Direct other to our website: www.amomentinourworld.com

YOU MAY NOT:

- Edit any of these printables.
- Share the files with anyone else.
- Store or sell them on any website.
- Claim them as your own.
- Print and sell or distribute them to others

Graphics by: [Stock Unlimited](#)