


Bible Memory Verse

Proverbs 4:27

Proverbs 4:27

Do not swerve to the right or to the left; turn your foot away from evil.



Do

not

swerve

to

the

right

or

to

the

left;

turn

your

foot

away

from

evil.

Proverbs

4:27

Writing Practice

Do not swerve

to the right

or to the left;

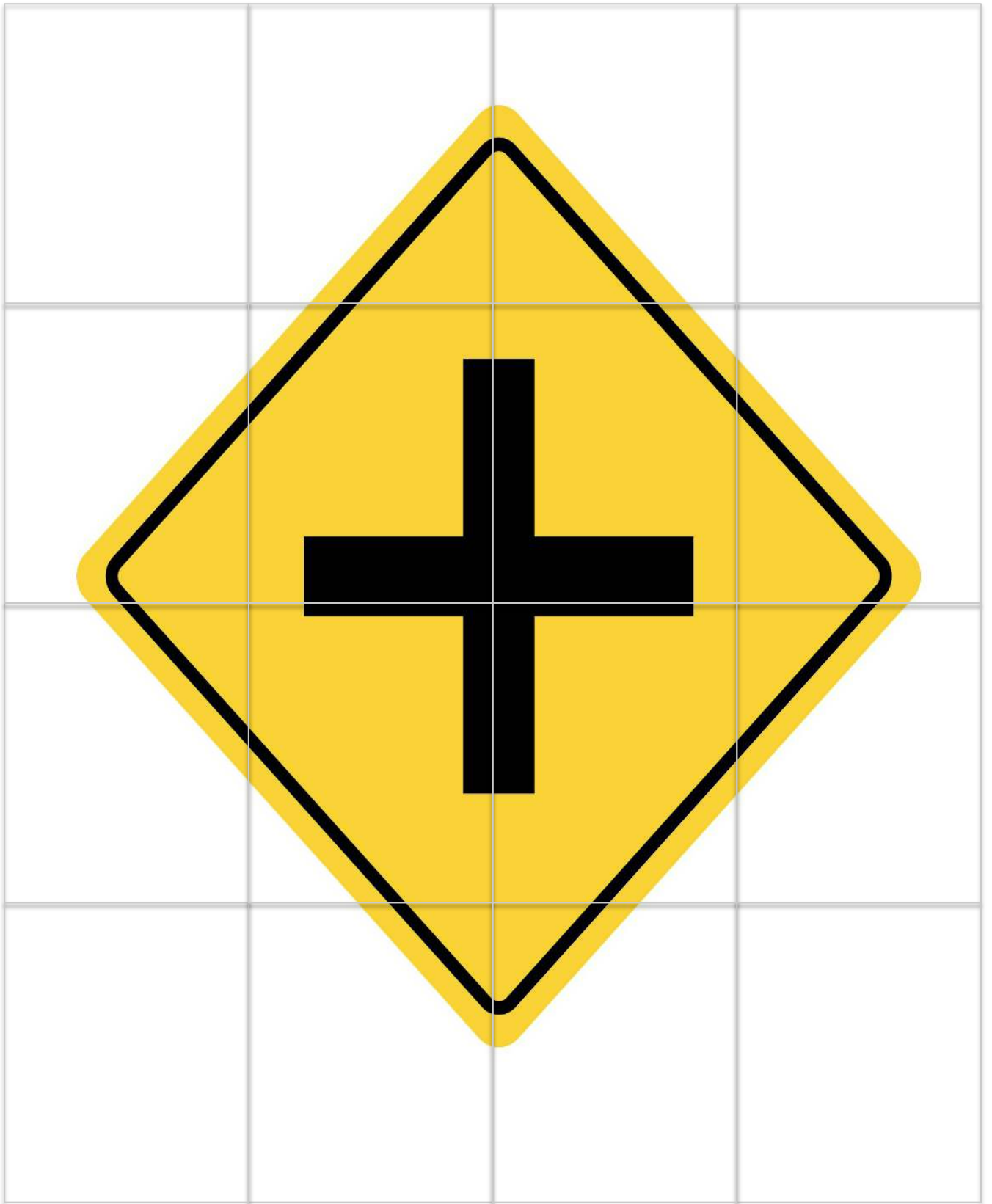
turn your foot

away from evil.

Writing Practice

Proverbs 4:27

16 Piece Puzzle



Proverbs 4:27

Do not swerve to the right or to the

Do	to	nor
the	right	to
not	swerve	the

Proverbs 4:27

left; turn your foot away from evil.

Proverbs 4:27

left;	foot	from
turn	Proverbs	evil.
your	4:27	away

Proverbs 4:27

Do not swerve to the right or to the left; turn
your foot away from evil.

What this verse mean to me and how can I
apply it to my life.

Handwriting practice lines consisting of solid top and bottom lines with a dashed midline, repeated 15 times.

My Weekly Bible Verse

Day 1 – Read the Verse

Proverbs 4:27

Do not swerve to the right or to the left; turn
your foot away from evil.

Day 2 – Read and Write the Verse

Handwriting practice lines for Day 2. Each line set consists of a solid top line, a dashed middle line, and a solid bottom line. There are ten such sets of lines provided for writing the verse.

My Weekly Bible Verse

Day 1 – Read the Verse


Proverbs 4:27

Do not swerve to the right or to the left; turn
your foot away from evil.

Day 2 – Write the Verse

My Weekly Bible Verse

Day 3 – Read and Illustrate the Verse

A large, empty rectangular box with a thin black border, intended for the user to draw an illustration related to the Bible verse they have read.

My Weekly Bible Verse

Day 4 – Read, Write and Recite the Verse 3
Times

Handwriting practice lines consisting of solid top and bottom lines with a dashed middle line, repeated 15 times for writing the verse.

My Weekly Bible Verse

Day 4 – Read, Write and Recite the Verse 3 Times

Handwriting practice lines for Day 4. The page contains 12 sets of horizontal lines. Each set consists of a solid top line, a dashed middle line, and a solid bottom line, providing a guide for letter height and placement.

Day 5 – Read and Recite the Verse without help.

My Weekly Bible Verse

Day 4 – Read, Write and Recite the Verse 3 Times

Day 5 – Read and Recite the Verse without help.

My Weekly Bible Verse

Day 4 - Read, Write and Recite the Verse 3 Times

My Weekly Bible Verse

Day 4 – Read, Write and Recite the Verse 3 Times

Day 5 – Read and Recite the Verse without help.

© 2016 Stacey Jones at A Moment In Our World

www.amomentinourworld.com

All rights reserved. No part of this book may be reproduced, stored or transmitted in any form by any means without prior permission of the publisher.

This workbook is licensed for personal/family use only.

YOU MAY:

- Use these files for personal use only.
- Download the files to your personal computer.
- Print as many copies as you would like to use for your personal use.
- Direct other to our website: www.amomentinourworld.com

YOU MAY NOT:

- Edit any of these printables.
- Share the files with anyone else.
- Store or sell them on any website.
- Claim them as your own.
- Print and sell or distribute them to others

Graphics: [Stock Unlimited](#)