


Bible Memory Verse

James 4:7

James 4:7

Submit yourselves therefore to God. Resist the devil, and he will flee from you.



Submit

yourselves

therefore

to

God.

Resist

the

devil,

and

he

will

flee

from

you.

James 4:7

Writing Practice

Submit yourselves


therefore to God.

Resist the devil,

and he will flee

from you. James 4:7

16 Piece Puzzle



James 4:7

Submit yourselves therefore to God. Resist the devil, and

Submit	to	the
yourselves	God.	devil,
therefore	Resis	and

James 4:7

he will flee from you. James 4:7

Handwriting practice lines consisting of two sets of solid top and bottom lines with a dashed middle line.

he	from	4:7
will	you.	
flee	James	

*What this verse mean to me and how can I apply it
to my life.*

Handwriting practice lines consisting of solid top and bottom lines with a dashed midline, repeated 15 times.

My Weekly Bible Verse

Day 1 - Read the Verse

James 4:7

Submit yourselves therefore to God. Resist the devil,
and he will flee from you.

Day 2 - Read and Write the Verse

Handwriting practice lines consisting of solid top and bottom lines with a dashed midline. There are ten sets of these lines provided for writing the verse.

My Weekly Bible Verse

Day 1 - Read the Verse


James 4:7

Submit yourselves therefore to God. Resist the devil,
and he will flee from you.

Day 2 - Write the Verse

My Weekly Bible Verse

Day 3 - Read and Illustrate the Verse

A large, empty rectangular box with a thin black border, intended for a child to draw an illustration related to the Bible verse they have read.

My Weekly Bible Verse

Day 4 - Read, Write and Recite the Verse 3 Times

Handwriting practice lines consisting of 18 sets of horizontal lines. Each set includes a solid top line, a dashed middle line, and a solid bottom line, providing a guide for letter height and placement.

My Weekly Bible Verse

Day 4 - Read, Write and Recite the Verse 3 Times

Handwriting practice lines for Day 4. The page contains 15 sets of horizontal lines, each consisting of a solid top line, a dashed middle line, and a solid bottom line, providing a guide for letter height and placement.

Day 5 - Read and Recite the Verse without help.

© 2016 Stacey Jones at A Moment In Our World

www.amomentinourworld.com

All rights reserved. No part of this book may be reproduced, stored or transmitted in any form by any means without prior permission of the publisher.

This workbook is licensed for personal/family use only.

YOU MAY:

- Use these files for personal use only.
- Download the files to your personal computer.
- Print as many copies as you would like to use for your personal use.
- Direct other to our website: www.amomentinourworld.com

YOU MAY NOT:

- Edit any of these printables.
- Share the files with anyone else.
- Store or sell them on any website.
- Claim them as your own.
- Print and sell or distribute them to others

Graphics: [Stock Unlimited](#)