

Ninja Turtles



© 2019 Stacey Jones at Simple Living. Creative Learning

[PINTEREST](#) | [WEBSITE](#) | [FACEBOOK](#)

All rights reserved. No part of this book may be reproduced, stored or transmitted in any form by any means without prior permission of the publisher.

This workbook is licensed for personal/family use only.

YOU MAY:



- Use these files for personal use only.
- Use in your personal classroom
- Download the files to your personal computer.
- Print as many copies as you would like to use for your personal use.
- Direct other to our website: <https://simplelivingcreativelearning.com>

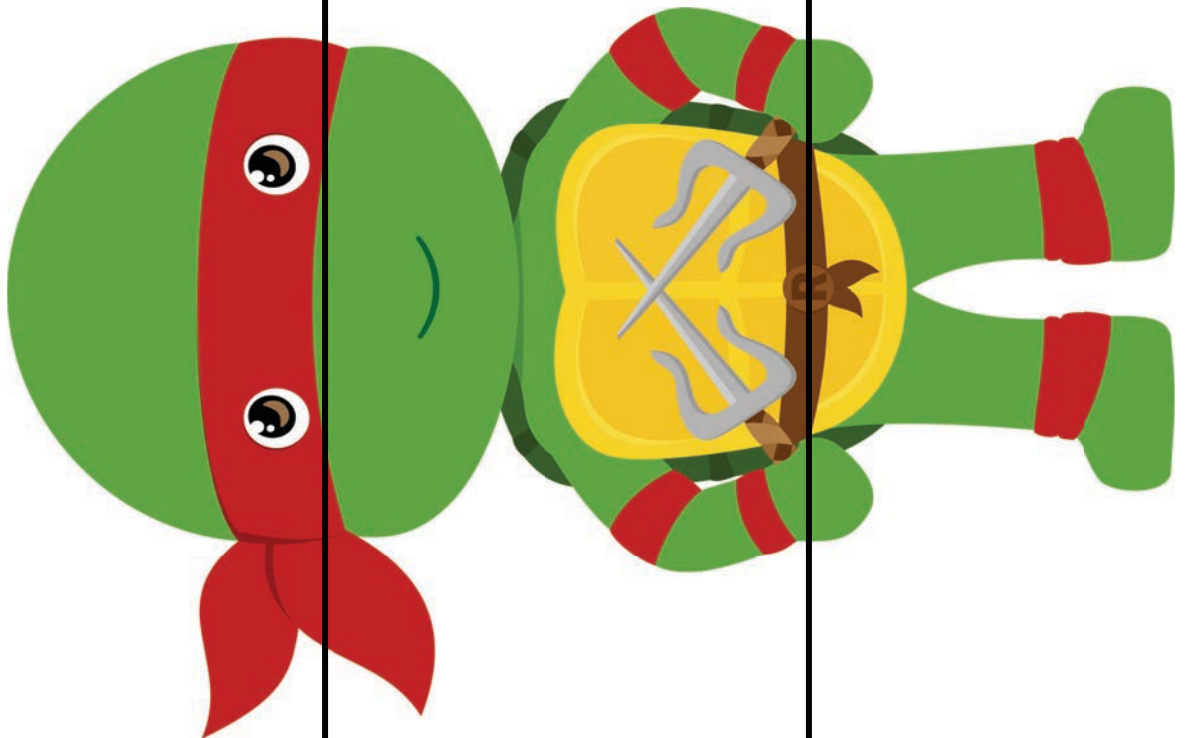

YOU MAY NOT:

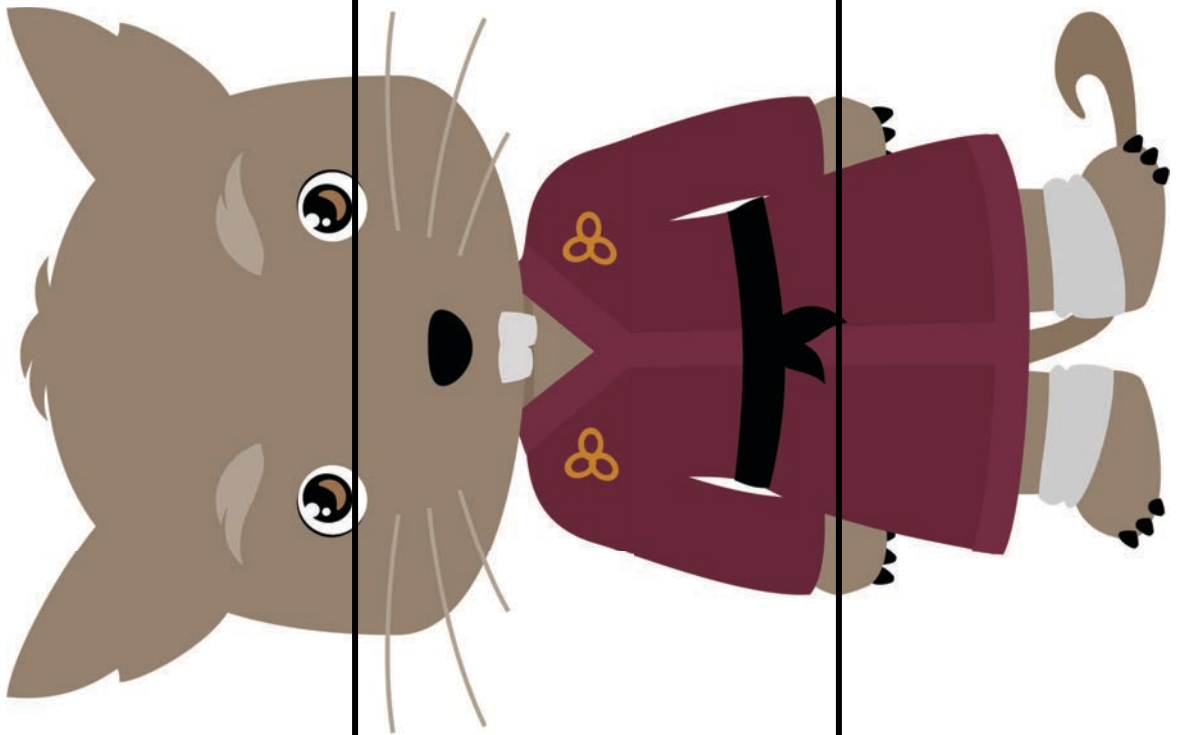
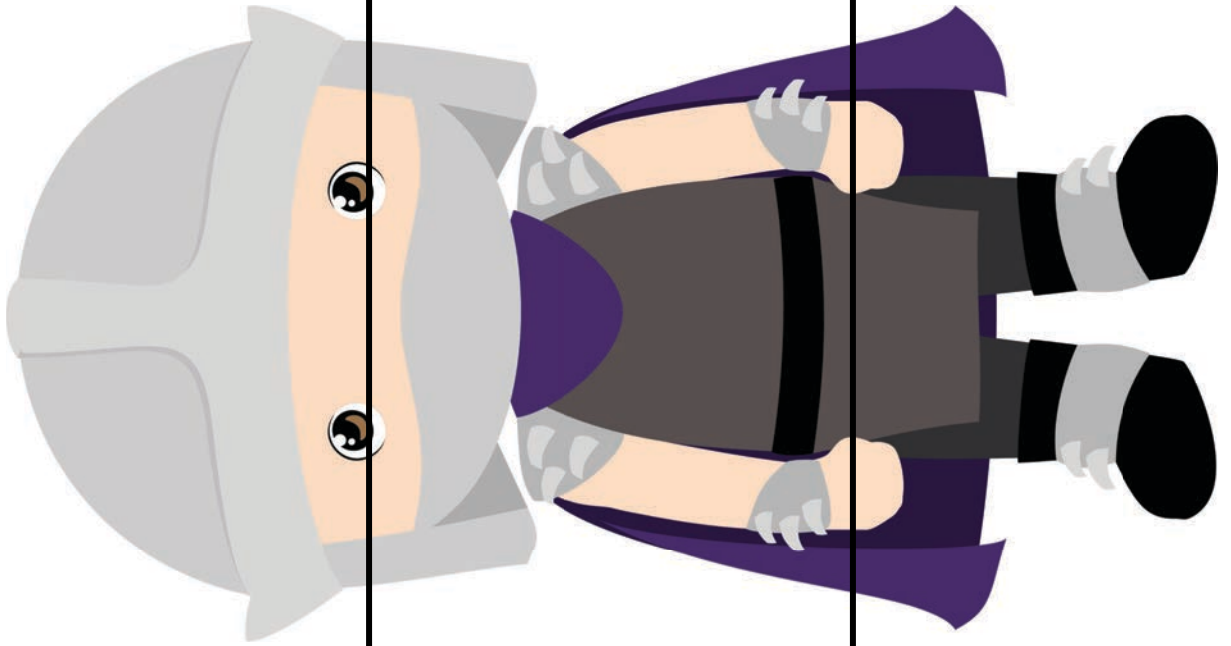
- Edit any of these printables.
- Share the files with anyone else.
- Store or sell them on any website.
- Claim them as your own.
- Print and sell or distribute them to others

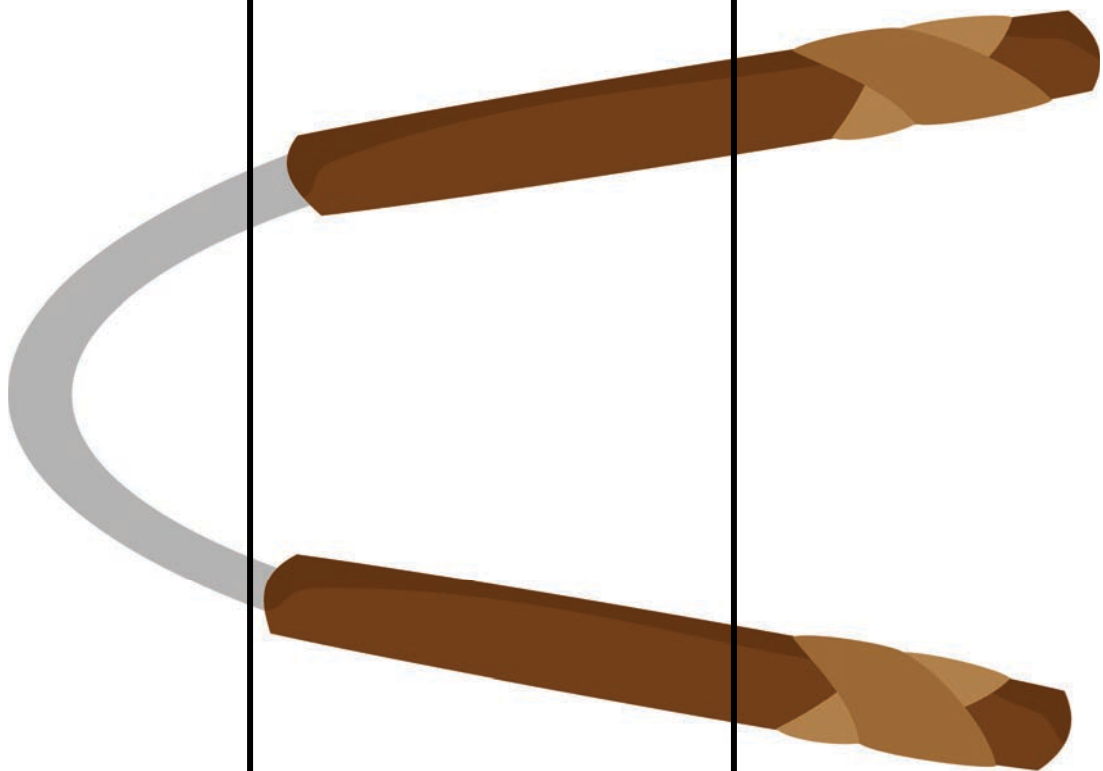

Graphics and Font:


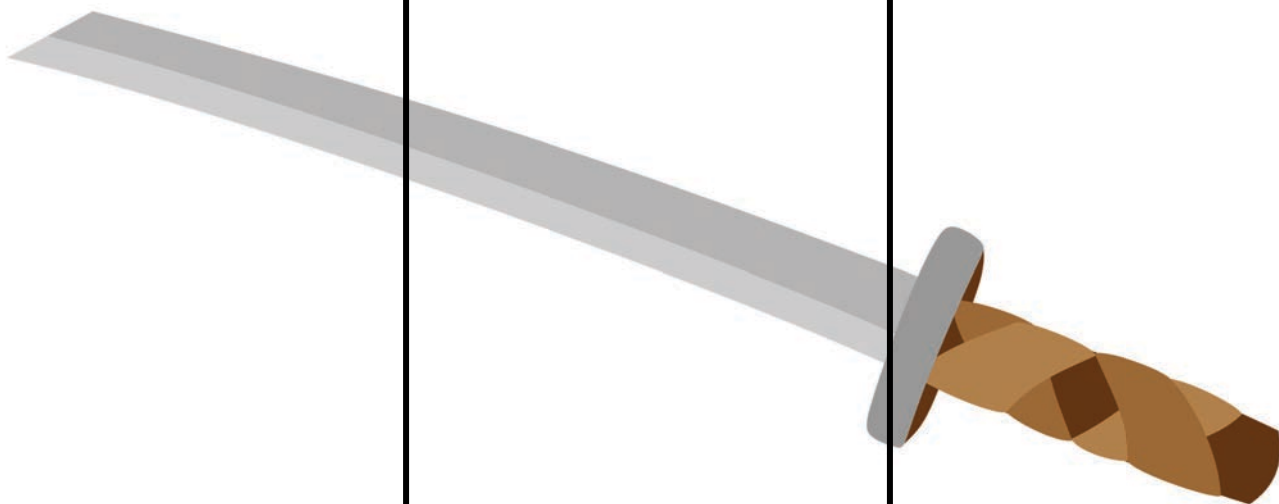
[Grafos](#) And [Scrappin Doodles](#)











Size Sequencing Cards

Print out on card stock.

Cut out and laminate.

Use to put in order.



Size Sequencing Cards

Print out on card stock.

Cut out and laminate.

Use to put in order.



Size Sequencing Cards

Print out on card stock.

Cut out and laminate.

Use to put in order.



Size Sequencing Cards

Print out on card stock.

Cut out and laminate.

Use to put in order.



Size Sequencing Cards

Print out on card stock.

Cut out and laminate.

Use to put in order.



Size Sequencing Cards



Print out on card stock.

Cut out and laminate.


Use to put in order.



Circle the odd one out




Tic Tac Toe



Tic Tac Toe





Tic Tac Toe




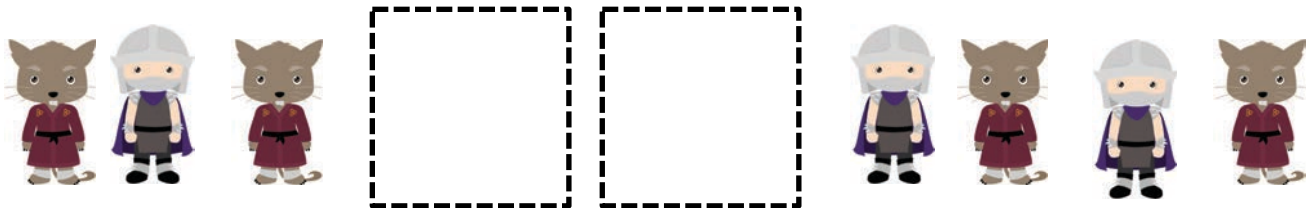


Tic Tac Toe



What Comes Next?




Finish the Patterns.




Cut out and Match the Picture to its Shadow



Cut out and Match the Picture to its Shadow



Count the Ninja Turtle Characters



Count the Ninja Turtle Characters



Match the big Ninja Turtle Characters to the small Ninja Turtle Characters.



Tracing or Cutting Practice



Tracing or Cutting Practice






Print out on card stock, cut and laminate for durability. Use for matching games or making patterns.




Print out on card stock, cut and laminate for durability. Use for matching games or making patterns.



Print out on card stock, cut and laminate for durability. Use for matching games or making patterns.

Ninja Turtles



Use for the cards on the previous pages to make patterns.

--	--	--	--

Dominoes. Print out on card stock, cut out and laminate for durability. Play dominoes!




Dominoes. Print out on card stock, cut out and laminate for durability. Play dominoes!




Dominoes. Print out on card stock, cut out and laminate for durability. Play dominoes!



Do-A-Dot




Do-A-Dot




Do-A-Dot




Do-A-Dot




Counting Puzzle. Print, cut out on solid black lines, laminate for durability and put the puzzle together in the correct number order.



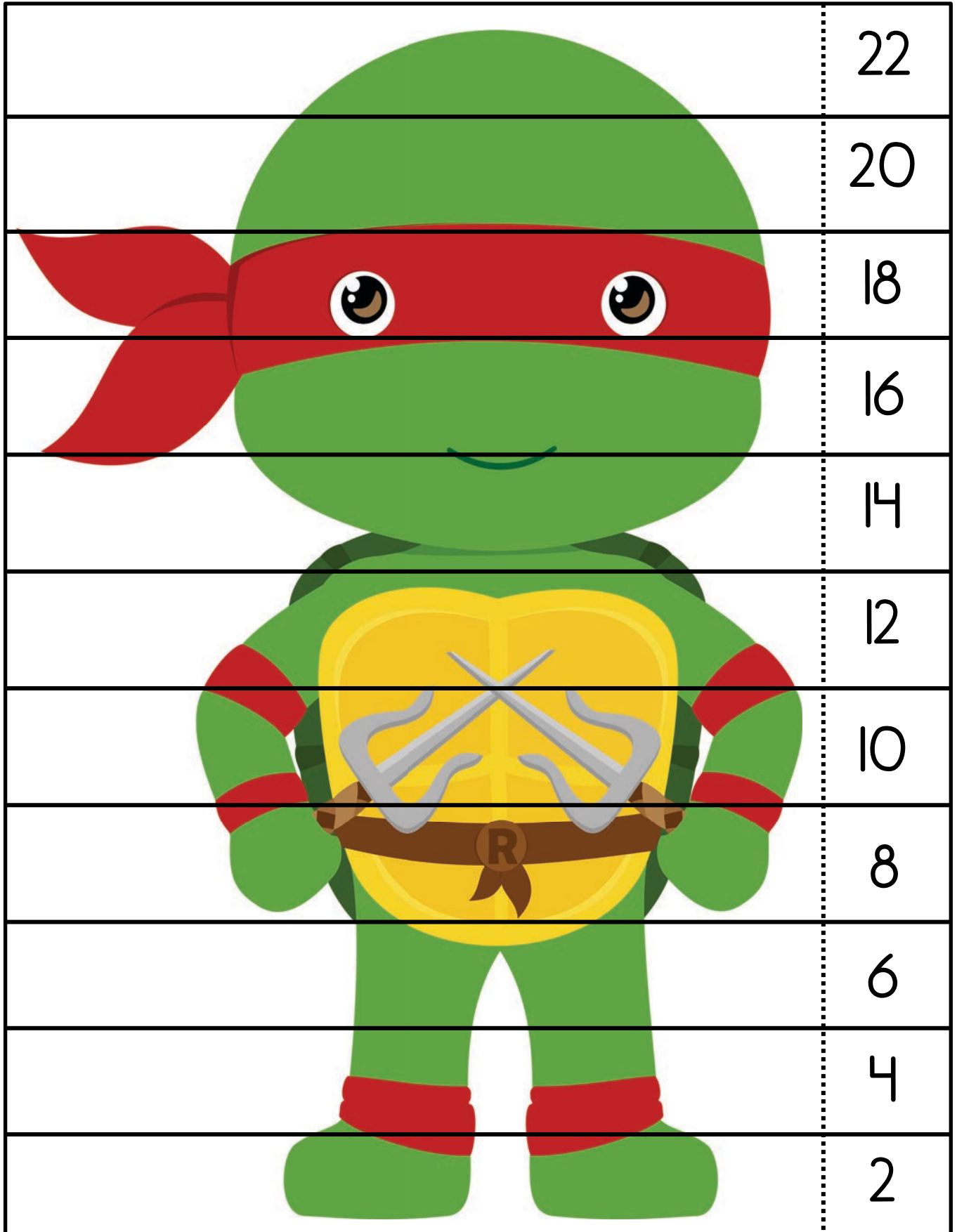
Counting Puzzle. Print, cut out on solid black lines, laminate for durability and put the puzzle together in the correct number order.






Counting Puzzle. Print, cut out on solid black lines, laminate for durability and put the puzzle together in the correct number order.






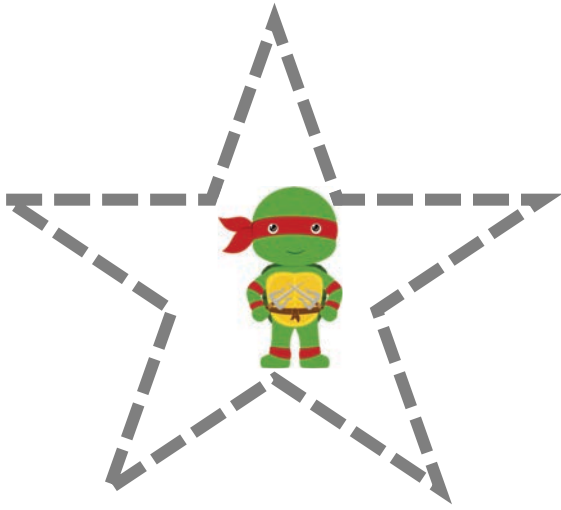
Counting Puzzle. Print, cut out on solid black lines, laminate for durability and put the puzzle together in the correct number order.




Counting Puzzle. Print, cut out on solid black lines, laminate for durability and put the puzzle together in the correct number order.


		33
		30
		27
		24
		21
		18
		15
		12
		9
		6
		3


Trace the Shapes and Write the Words




Trace the Shapes and Write the Words




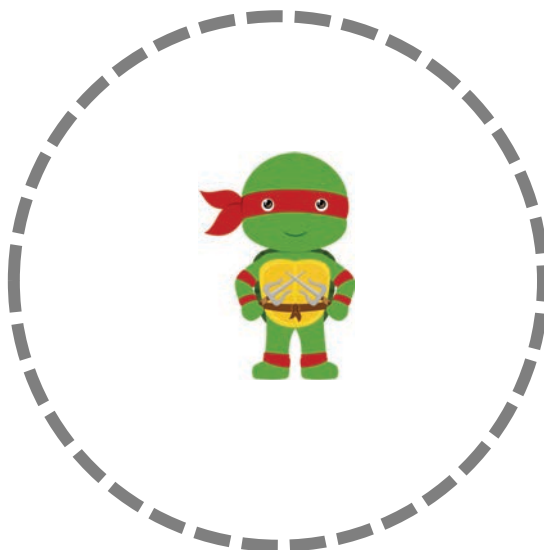








Trace the Shapes and Write the Words












Size Sorting



Size Sorting



Size Sorting




Size Sorting

Large

Medium

Small

Colour Sorting



Cut out and laminate for durability, if you want to reuse or you could just glue the squares on if you don't. Sort the coloured squares into the correct columns on the next page.

Colour Sorting


Pink

Green

Brown

Blue

Shape Sorting



Cut out and laminate for durability, if you want to reuse or you could just glue the coloured beans on. Sort the shapes into the correct columns on the next page.

Shape Sorting

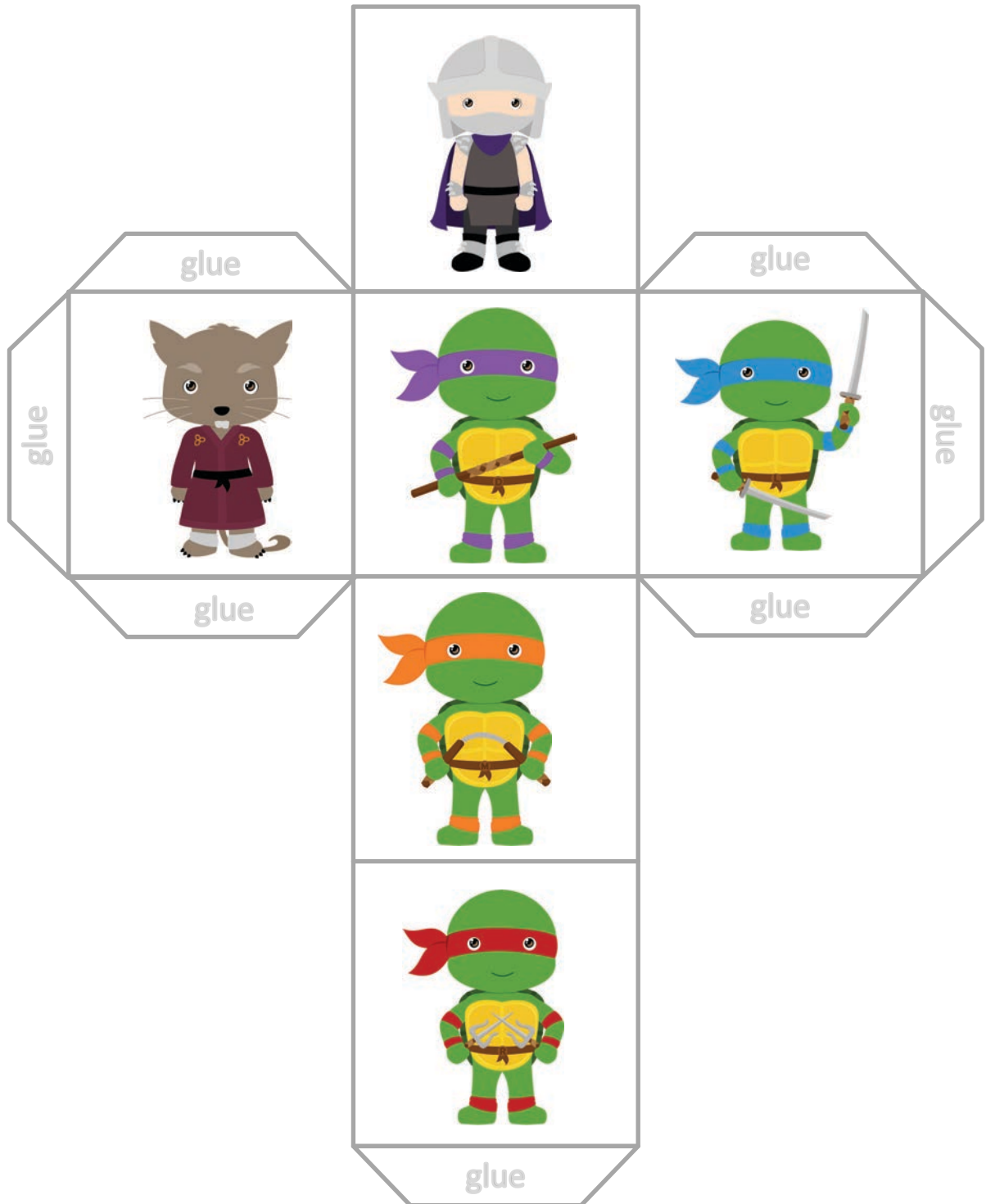
Circle

Square

Rectangle







Triangle


Dice



Dice Game

Make up the dice
and roll it and graph
the results.

						
10						
9						
8						
7						
6						
5						
4						
3						
2						
1						















Follow the Directions

Circle the 4th (fourth)



Cross out the 2nd (second)



Draw a line under the 5th (fifth)



Draw a line above the 1st (first)



Follow the Directions

Draw a line under the 2nd (second)



Circle the 1st (first)



Draw a line above the 4th (fourth)



Cross out the 3rd (third)



Circle the Correct Number

6



4



7



2




Circle the Correct Number

5



3




1



9




4 Piece Puzzle




4 Piece Puzzle




16 Piece Puzzle




16 Piece Puzzle



16 Piece Puzzle



16 Piece Puzzle



A



a

B



b

C



c

D



d

E



e

F



f

G



g

H



h

I



i

J



j

K



k

L



l

M



m

N



n

O



o

P



p

Q



q

R



r

S



s

T



t

U



u

V



v

W



w

X



x

Y



y

Z







z



I Spy

Graph how many of the pictures you find.

				
5				
4				
3				
2				
1				

I Spy

Graph how many of the pictures you find.



Ninja Turtles




Number Flip Book – These are the front and back covers.
Print, cut out and laminate. Hole punch the dots. Put the
pieces together in random order and clip with ring fasteners.
Have the child match the pages.

1



one

2




two

Number Flip Book


Print, cut out and laminate. Hole punch the dots. Put the pieces together in random order and clip with ring fasteners. Have the child match the pages.

3



three

4




four

Number Flip Book

Print, cut out and laminate. Hole punch the dots. Put the pieces together in random order and clip with ring fasteners. Have the child match the pages.

5



five

6




six

Number Flip Book


Print, cut out and laminate. Hole punch the dots. Put the pieces together in random order and clip with ring fasteners. Have the child match the pages.

7



seven

8



eight

Number Flip Book

Print, cut out and laminate. Hole punch the dots. Put the pieces together in random order and clip with ring fasteners. Have the child match the pages.

9



nine

10



ten

Number Flip Book

Print, cut out and laminate. Hole punch the dots. Put the pieces together in random order and clip with ring fasteners. Have the child match the pages.

Counting Pizzas

Count the Pizzas and write the number in the box.



Counting Pizzas

Count the Pizzas and write the number in the box.

