


Bible Memory
Verse

Isaiah 41:10

Isaiah 41:10

Fear thou not, for I am with thee;
be not dismayed; for I am thy
God: I will strengthen thee; yea, I
will help thee; yea, I will uphold
thee with the right hand of my
righteousness.



Fear

thou

not;

for

I

am

with

thee:

be

not

dismayed;

for

I

am

thy

God:

I

will

strengthen

thee;

yea,

I

will

help

thee;

yea,

I

will

uphold

thee

with

the

right

hand

of

my

righteousness.

Isaiah

41:10

Writing Practice

Fear thou not;

for I am with

thee: be not dismayed;

for I am thy God:

I will strengthen

Writing Practice

thee; yea, I will help

thee; yea, I will

uphold thee with


the right hand

of my righteousness.

Writing Practice

Isaiah 41:10

16 Piece Puzzle



Isaiah 41:10

Fear thou not; for I am with thee: be

Handwriting practice lines consisting of two sets of three horizontal lines each (top solid, middle dashed, bottom solid).

<i>I</i>	<i>thee:</i>	<i>am</i>
<i>Fear</i>	<i>for</i>	<i>with</i>
<i>not,</i>	<i>be</i>	<i>thou</i>

Isaiah 41:10

not dismayed; for I am thy God: I will

Handwriting practice lines consisting of two sets of three horizontal lines each (top solid, middle dashed, bottom solid).

for	dismayed;	I
not	thy	will
am	God;	I

Isaiah 41:10

I will strengthen thee; yea, I will help thee;

Handwriting practice lines consisting of two sets of three horizontal lines each (top solid, middle dashed, bottom solid).

<i>strengthen</i>	<i>thee;</i>	<i>I</i>
<i>I</i>	<i>yea,</i>	<i>will</i>
<i>will</i>	<i>help</i>	<i>thee;</i>

Isaiah 41:10

yea, I will uphold thee with the right hand

Handwriting practice lines consisting of two sets of three horizontal lines (top solid, middle dashed, bottom solid).

yea,	thee	the
I	uphold	right
will	with	hand

Isaiah 41:10

of my righteousness. Isaiah 41:10

Handwriting practice lines consisting of two sets of three horizontal lines each (top solid, middle dashed, bottom solid).

of 41:10
my Isaiah
righteousness

Isaiah 41:10

*Fear thou not; for I am with thee: be not dismayed;
for I am thy God: I will strengthen thee; yea, I will
help thee; yea, I will uphold thee with the right hand
of my righteousness.*

*What this verse mean to me and how can I apply it
to my life.*

What this verse mean to me and how can I apply it
to my life.

Handwriting practice lines consisting of multiple sets of three horizontal lines (top solid, middle dashed, bottom solid) for writing.

My Weekly Bible Verse

Day 1 - Read the Verse

Isaiah 41:10

Fear thou not; for I am with thee: be not dismayed;
for I am thy God: I will strengthen thee; yea, I will
help thee; yea, I will uphold thee with the right hand
of my righteousness.

Day 2 - Read and Write the Verse

Handwriting practice lines consisting of solid top and bottom lines with a dashed midline for letter height guidance. There are ten such sets of lines provided for writing the verse.

My Weekly Bible Verse

Day 1 - Read the Verse


Isaiah 41:10

Fear thou not; for I am with thee: be not dismayed;
for I am thy God: I will strengthen thee; yea, I will
help thee; yea, I will uphold thee with the right hand
of my righteousness.

Day 2 - Write the Verse

My Weekly Bible Verse

Day 3 - Read and Illustrate the Verse



My Weekly Bible Verse

Day 4 - Read, Write and Recite the Verse 3 Times

Handwriting practice lines consisting of 18 sets of horizontal lines. Each set includes a solid top line, a dashed middle line, and a solid bottom line, providing a guide for letter height and placement.

My Weekly Bible Verse

Day 4 - Read, Write and Recite the Verse 3 Times

Handwriting practice lines for Day 4. The page contains 15 sets of horizontal lines, each consisting of a solid top line, a dashed middle line, and a solid bottom line, providing a guide for letter height and placement.

Day 5 - Read and Recite the Verse without help.

My Weekly Bible Verse

Day 4 - Read, Write and Recite the Verse 3 Times

Day 5 - Read and Recite the Verse without help.

My Weekly Bible Verse

Day 4 - Read, Write and Recite the Verse 3 Times

My Weekly Bible Verse

Day 4 - Read, Write and Recite the Verse 3 Times

Day 5 - Read and Recite the Verse without help.

Thank you so very much for your interest in my products.
Hope you see you soon at [A Moment In Our World](#) or at
[Twitter](#) or [at my Facebook Page - A Moment In Our World](#)

Terms of Use

All printables are to be used for personal use only.

Please DO:

Download and print off for personal use

Direct people to my [BLOG](#) and/or [FACEBOOK PAGE](#)

Give the credit back to A MOMENT IN OUR WORLD when
you blog about the files

Please DO NOT:

Link directly to the pdf file

Alter the files in any way

Store them on your website in any way

Sell them in any form, on your site or print off and sell them

Seek to use them to drive traffic to your site

Thank you for your HONESTY.

I reserve the right to change this policy at any time.

If you have any questions please contact
me: amomentinourworld@hotmail.com

A stylized, cursive signature of the name "Stacey" in a light grey color.

Fonts by: <http://www.schoolfonts.com.au>

Graphics from [My Cute Graphics](#)

NOTICE: "By purchasing the file(s), you agree to the TERMS OF USE." & "These are copyrighted graphics, you may not resell / redistribute / recreate / use in your commercial projects or share these graphics in whole or in part for any reasons."