





# The Lamington Man







# The Lamington Man Word Search

D G H J N L O G Y D  
O M S D V G H J K F  
G A S V B N H F R S  
E N B C A T N M H N  
L W O A C V N E W A  
I V X T E R T Y A M  
D C B C G A D G D T  
O R T H H N S C L S  
C X C Y B N I E I O  
O N B F E F B M T P  
R U N N I N G V A S  
C V B C V F D S M L

MATILDA

CATCH

CROCODILE

LAMINGTON

POSTMAN

RUNNING






MAN

CAT

DOG





# Size Sequencing Cards

Print out on card stock. Cut out and laminate. Use to put in order.


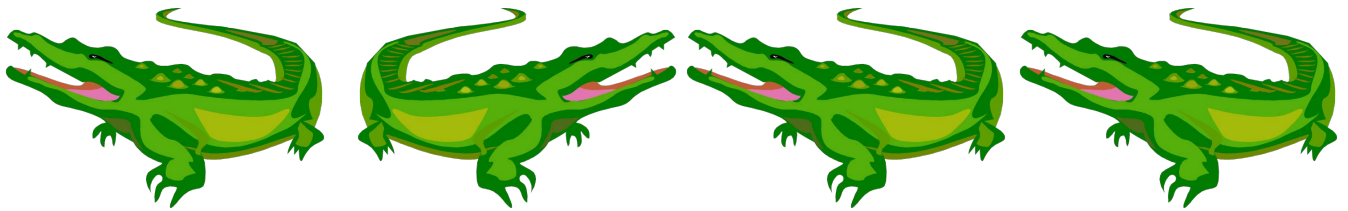




# Size Sequencing Cards


Print out on card stock. Cut out and laminate. Use to put in order.



Circle the odd one out




*Tic Tac Toe*










# Tic Tac Toe




# What Comes Next?




*Cut out and Match the Picture to its Shadow*






*Dominoes. Print out on card stock, cut out and laminate for durability. Play dominoes!*




*Dominoes. Print out on card stock, cut out and laminate for durability. Play dominoes!*

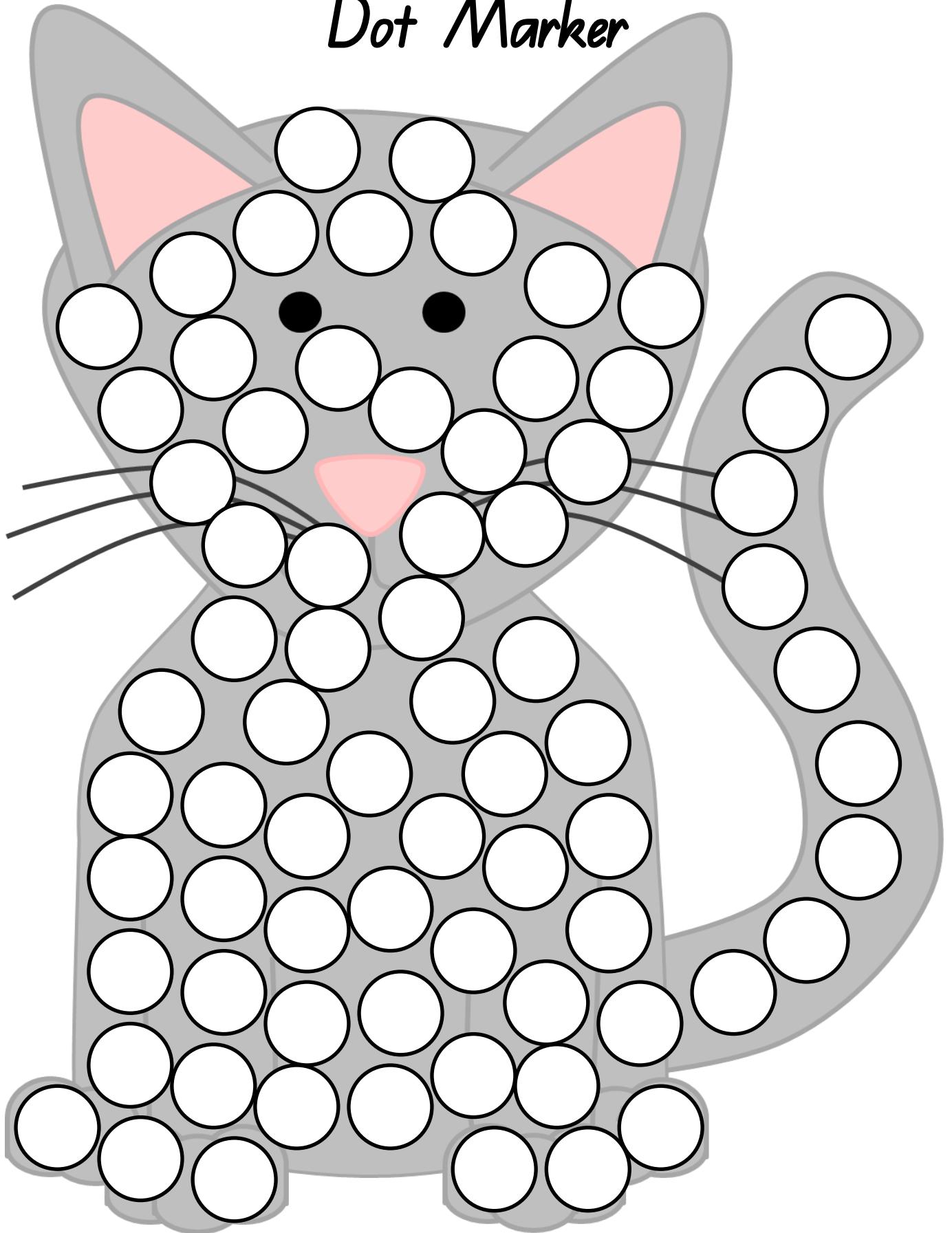


*Dominoes. Print out on card stock, cut out and laminate for durability. Play dominoes!*

# Dot Marker




# Dot Marker






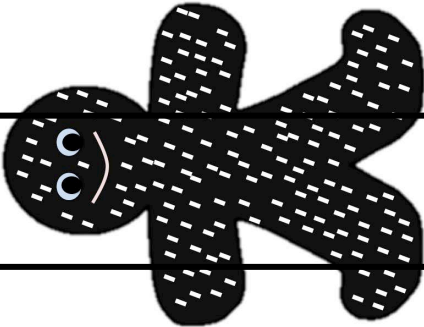

# Dot Marker



# Dot Marker



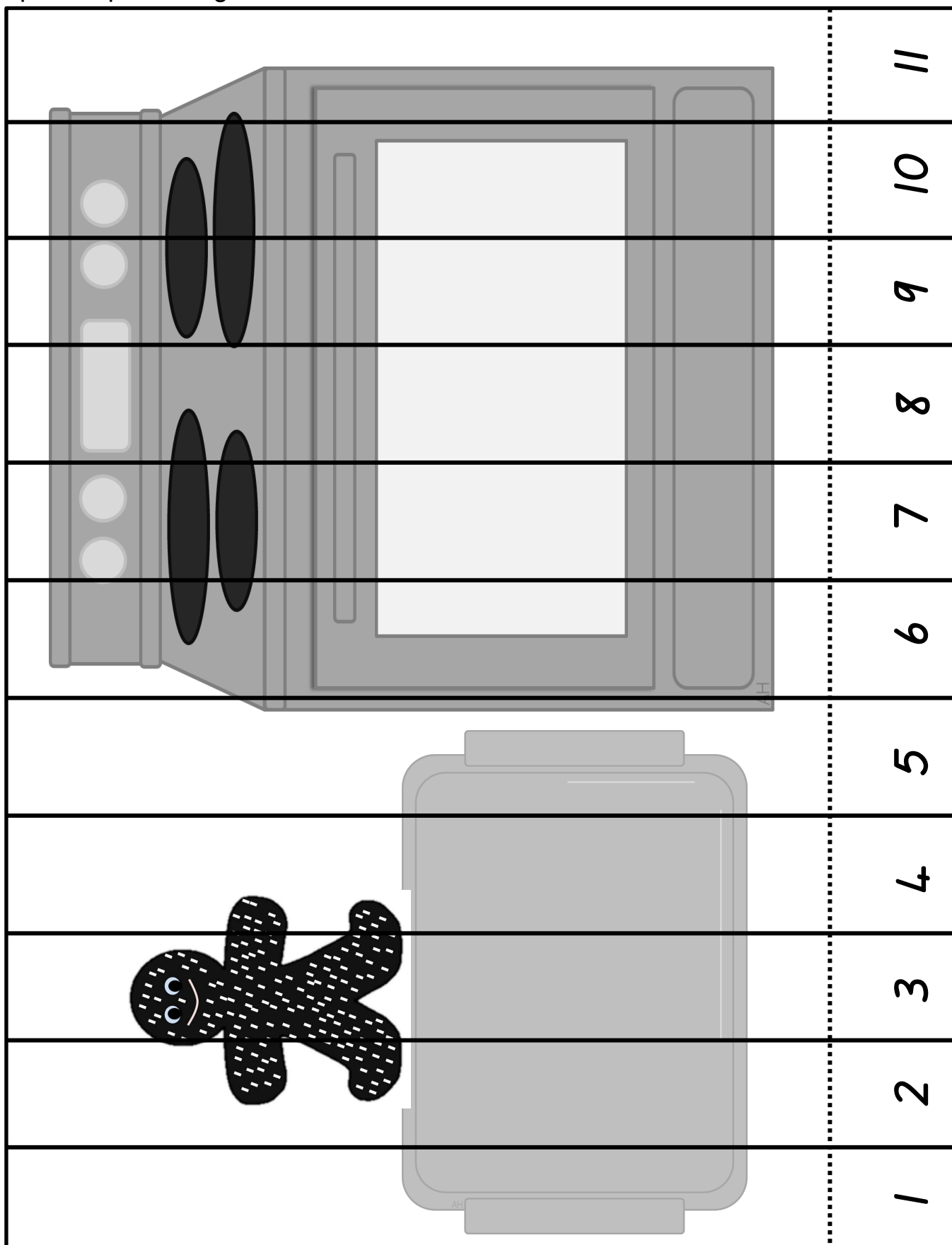
Counting Puzzle. Print, cut out on solid black lines, laminate for durability and put the puzzle together in the correct number order.

		5
		10
		15
		20
		25
		30
		35
		40
		45
		50
		55
		

Counting Puzzle. Print, cut out on solid black lines, laminate for durability and put the puzzle together in the correct number order.

			44
			07
			93
			32
			82
			72
			20
			91
			21
			8
			4

Counting Puzzle. Print, cut out on solid black lines, laminate for durability and put the puzzle together in the correct number order.






Counting Puzzle. Print, cut out on solid black lines, laminate for durability and put the puzzle together in the correct number order.

				33
				30
				27
				24
				21
				18
				15
				12
				9
				6
				3

# Size Sorting





Size Sorting

**Small**


---

**Medium**

---

**Large**

C c



*C* is for *crocodile*

Handwriting practice lines consisting of solid top and bottom lines with a dashed middle line, repeated five times.


O o



*is for old lady*

Handwriting practice lines consisting of solid top and bottom lines with a dashed middle line. There are five sets of these lines provided for practice.

L l



*is for lamination*

Handwriting practice lines consisting of solid top and bottom lines with a dashed middle line. There are five such sets of lines provided for practice.


D d



is for dog

Handwriting practice lines consisting of solid top and bottom lines with a dashed middle line, repeated five times.

C c



*is for cat*

Handwriting practice lines consisting of solid top and bottom lines with a dashed middle line. There are five sets of these lines provided for practice.

O o




*is for oven*

Handwriting practice lines consisting of solid top and bottom lines with a dashed middle line. There are seven sets of these lines for practice.

P p

is for pan




Handwriting practice lines consisting of solid top and bottom lines with a dashed middle line, repeated five times.




# 4 Piece Puzzle





## 4 Piece Puzzle



# 16 Piece Puzzle



*If I were a Lamination Man*



Handwriting practice lines consisting of three sets of solid top and bottom lines with a dashed midline.




Handwriting practice lines consisting of three sets of solid top and bottom lines with a dashed midline.

Handwriting practice lines consisting of three sets of solid top and bottom lines with a dashed midline.




Handwriting practice lines consisting of three sets of solid top and bottom lines with a dashed midline.

A




a

B




b

C



c

D



d

E




e

F




f

G




g

H




h

I



i

J



j

K



k


L




l




M




N




O




P




Q



R




S




s

T



t

U



u

V




v

W




w

X




x

Y





y

Z



z



Thank you so very much for your interest in my products.  
Hope you see you soon at [A Moment In Our World](#) or at  
[Twitter](#) or [at my Facebook Page - A Moment In Our World](#)

### **Terms of Use**

All printables are to be used for personal use only.

#### Please DO:

Download and print off for personal use

Direct people to my [BLOG](#) and/or [FACEBOOK PAGE](#)

Give the credit back to A MOMENT IN OUR WORLD when  
you blog about the files

#### Please DO NOT:

Link directly to the pdf file

Alter the files in any way

Store them on your website in any way

Sell them in any form, on your site or print off and sell them

Seek to use them to drive traffic to your site

Thank you for your HONESTY.

I reserve the right to change this policy at any time.

If you have any questions please contact  
me: [amomentinourworld@hotmail.com](mailto:amomentinourworld@hotmail.com)

The logo for 'Stacey' is written in a cursive, script font. The letter 'S' is large and loops around the 'tacey' part of the name.

Fonts by: <http://www.schoolfonts.com.au>

Graphics from: [Ashley Hughes](#) and Clipart.com

#### NOTICE:

"By purchasing the file(s), you agree to the TERMS OF USE." & "These are copyrighted graphics, you may not resell / redistribute / recreate / use in your commercial projects or share these graphics in whole or in part for any reasons."