


Bible Memory  
Verse

Psalms 127:3

# Psalm 127:3

Behold, children are a heritage  
from the Lord, the fruit of the  
womb a reward.



*Behold,*

*children*

*are*

*a*

*heritage*

*from*

*the*

*Lord,*

*the*

*fruit*

*of*

*the*

*womb*

*a*

*reward.*

*Psalms*

127:3

# Writing Practice

Behold, children are

a heritage from

the Lord:

and the fruit

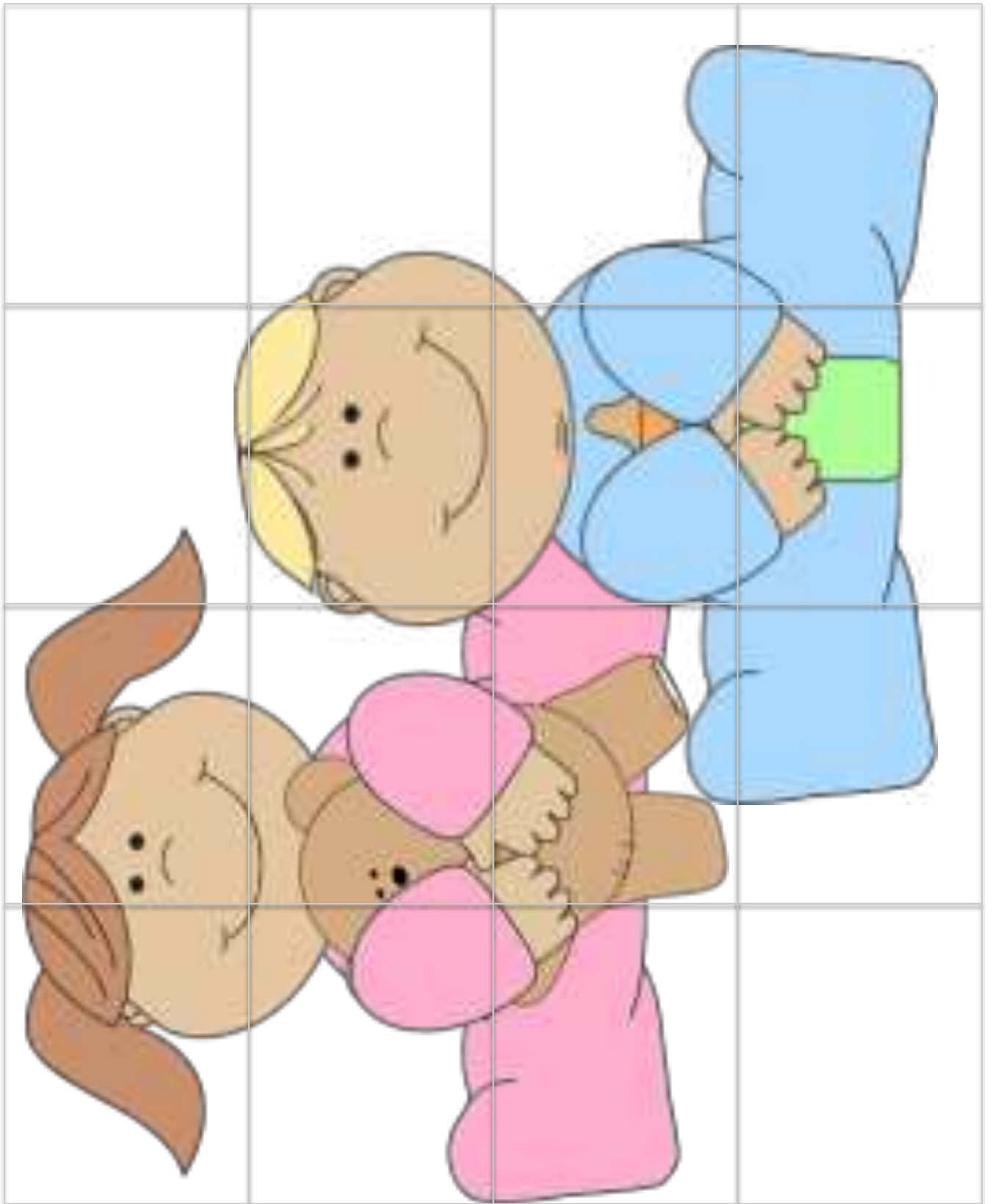
of the womb

# Writing Practice

a reward.

Psalm 127:3

# 16 Piece Puzzle



Psalm 127:3

Behold, children are a heritage from the Lord,  
and


Behold,	are	a
heritage	from	children
the	Lord,	and



Psalm 127:3

the fruit of the womb a reward.

Handwriting practice lines consisting of two sets of three horizontal lines (top solid, middle dashed, bottom solid).


a	the	fruit
of	the	womb
reward.	Psalm	127:3





*What this verse mean to me and how can I apply it  
to my life.*

Handwriting practice lines consisting of solid top and bottom lines with a dashed midline, repeated 15 times.

# *My Weekly Bible Verse*

*Day 1 - Read the Verse*

*Psalm 127:3*

*Behold, children are a heritage of the Lord, and the  
fruit of the womb a reward.*

*Day 2 - Read and Write the Verse*

Handwriting practice lines consisting of solid top and bottom lines with a dashed midline for letter height guidance. There are ten such lines provided for writing the verse.

# *My Weekly Bible Verse*

*Day 1 - Read the Verse*

*Psalm 127:3*

*Behold, children are a heritage of the Lord, and the  
fruit of the womb a reward.*

*Day 2 - Write the Verse*

---

---

---

---


---

---

---

# *My Weekly Bible Verse*

*Day 3 - Read and Illustrate the Verse*

A large, empty rectangular box with a thin black border, intended for a child to draw an illustration related to the Bible verse for Day 3.

# *My Weekly Bible Verse*

*Day 4 - Read, Write and Recite the Verse 3 Times*

Handwriting practice lines consisting of 18 sets of horizontal lines. Each set includes a solid top line, a dashed middle line, and a solid bottom line, providing a guide for letter height and placement.



# *My Weekly Bible Verse*

*Day 4 - Read, Write and Recite the Verse 3 Times*

Handwriting practice lines for Day 4. The page contains 15 sets of horizontal lines, each consisting of a solid top line, a dashed middle line, and a solid bottom line, providing a guide for letter height and placement.

*Day 5 - Read and Recite the Verse without help.*







Thank you so very much for your interest in my products.  
Hope you see you soon at [A Moment In Our World](#) or at  
[Twitter](#) or [at my Facebook Page - A Moment In Our World](#)

### **Terms of Use**

All printables are to be used for personal use only.

#### Please DO:

Download and print off for personal use

Direct people to my [BLOG](#) and/or [FACEBOOK PAGE](#)

Give the credit back to A MOMENT IN OUR WORLD when  
you blog about the files

#### Please DO NOT:

Link directly to the pdf file

Alter the files in any way

Store them on your website in any way

Sell them in any form, on your site or print off and sell them

Seek to use them to drive traffic to your site

Thank you for your HONESTY.

I reserve the right to change this policy at any time.

If you have any questions please contact  
me: [amomentinourworld@hotmail.com](mailto:amomentinourworld@hotmail.com)

A stylized, cursive signature of the name 'Stacey' in black ink.

Fonts by: <http://www.schoolfonts.com.au>

Graphics from: <http://www.mycutegraphics.com>

NOTICE: "By purchasing the file(s), you agree to the TERMS OF USE." & "These are copyrighted graphics, you may not resell / redistribute / recreate / use in your commercial projects or share these graphics in whole or in part for any reasons."