

Phases of the Moon

Flip Book



© 2017 Stacey Jones at Simple Living. Creative Learning



All rights reserved. No part of this book may be reproduced, stored or transmitted in any form by any means without prior permission of the publisher.

This workbook is licensed for personal/family use only.

YOU MAY:

- Use these files for personal use only.
 - Use in your personal classroom
- Download the files to your personal computer.
- Print as many copies as you would like to use for your personal use.
- Direct other to our website: <https://simplelivingcreativelearning.com>

YOU MAY NOT:

- Edit any of these printables.
- Share the files with anyone else.
- Store or sell them on any website.
 - Claim them as your own.
- Print and sell or distribute them to others

Graphics and Fonts:

Fonts4Teachers



The Phases of the Moon



**NEW
MOON**



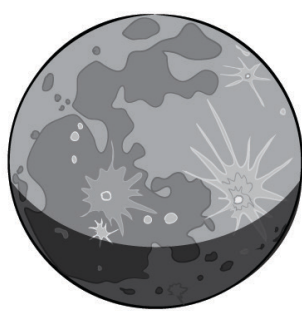
**YOUNG
MOON**



**WAXING CRESCENT
MOON**



**WAXING QUARTER
MOON**




**WAXING GIBBOUS
MOON**



**FULL
MOON**



**WANING GIBBOUS
MOON**



**WANING QUARTER
MOON**



**WANING CRESCENT
MOON**



**OLD
MOON**

SUNLIGHT



SUNLIGHT



WAXING QUARTER
MOON



WAXING GIBBOUS
MOON



WAXING CRESCENT
MOON




NEW
MOON



WANING GIBBOUS
MOON



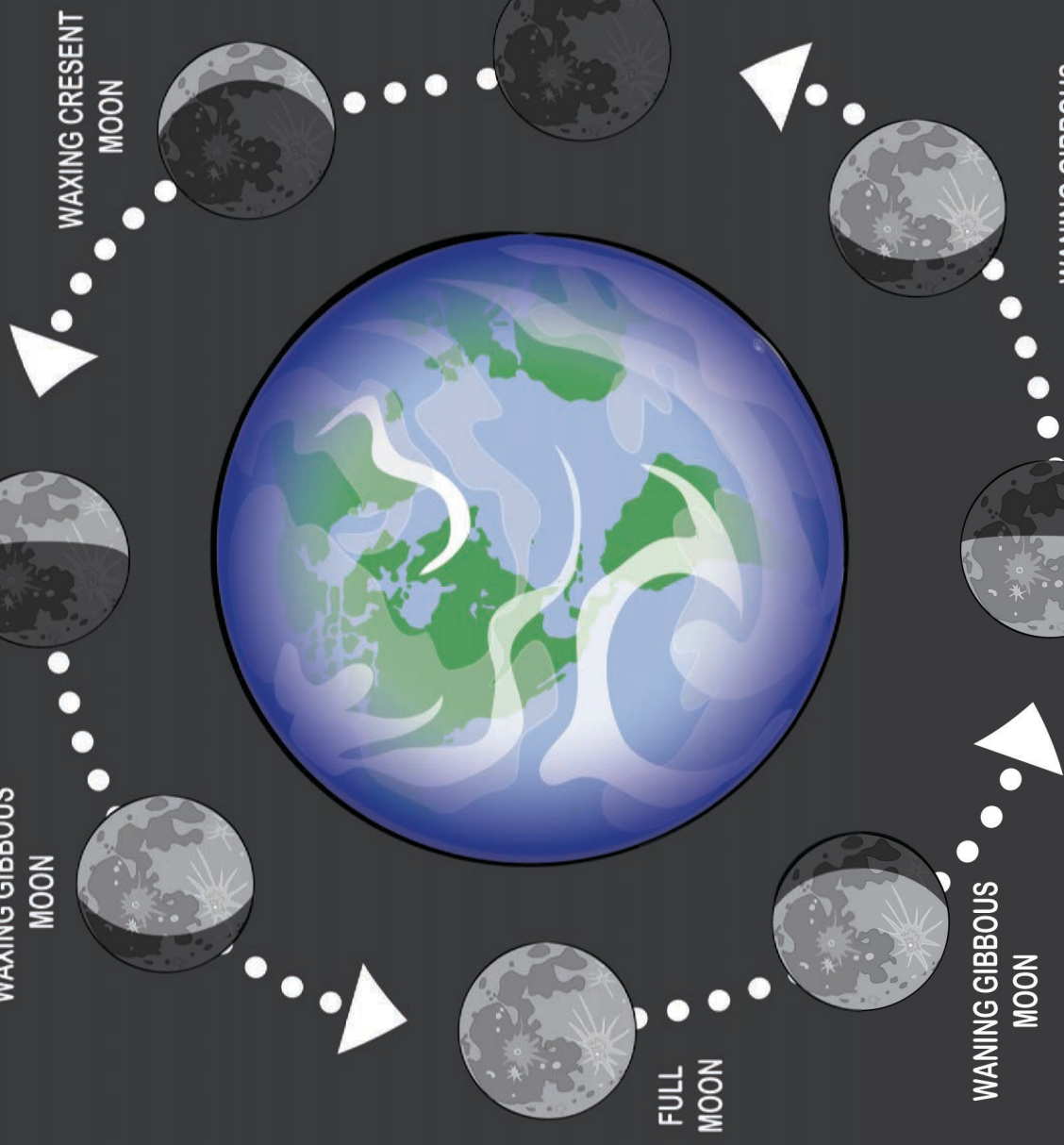

WANING QUARTER
MOON



WANING GIBBOUS
MOON



FULL
MOON



To Put the book together:

1. Cut out on the solid black lines
2. Place together in order
3. Staple the left hand side of the book between the dark black line and the light grey dotted line
4. Tape over the staples – front and back
5. Hold the book with your left hand and flip through the pages with your right hand



Phases of the Moon as seen in the Northern Hemisphere









Phases of the Moon as seen in the Southern Hemisphere







