


Candy Corn Flip Cards



© 2020 Stacey Jones at Simple Living. Creative Learning

[PINTEREST](#) | [WEBSITE](#) | [FACEBOOK](#)

All rights reserved. No part of this book may be reproduced, stored or transmitted in any form by any means without prior permission of the publisher.

This workbook is licensed for personal/family use only.

YOU MAY:


- Use these files for personal use only.
- Use in your personal classroom
- Download the files to your personal computer.
- Print as many copies as you would like to use for your personal use.
- Direct other to our website: <https://simplelivingcreativelearning.com>

YOU MAY NOT:

- Edit any of these printables.
- Share the files with anyone else.
- Store or sell them on any website.
- Claim them as your own.
- Print and sell or distribute them to others

Graphics and Font:

[My Cute Graphics](#)




Candy Corn Flip Cards





Number Flip Book – These are the front and back covers. Print, cut out and laminate. Hole punch the dots. Put the pieces together in random order and clip with ring fasteners. Have the child match the pages.

1



one

2



two

3




three

4




four

5




five

6




six

7




seven

8




eight

9



nine

10



ten